



2022 PRODUCT GUIDE



Thermogroup reserves the right to alter designs, product specifications and materials without notice. All measurements are subject to manufacturing tolerances. All information in this brochure is correct at time of publication.

GUARANTEE INFORMATION

Thermogroup covers all its products with a satisfaction guarantee. In addition, Thermogroup will supply a replacement product where a fault is shown to be caused by faulty manufacture, materials or workmanship providing the goods have been installed correctly & according to the installation instructions. Our goods come with guarantees that cannot be excluded under the Australian Consumer Law. You are entitled to a replacement or refund for a major failure and compensation for any other reasonably foreseeable loss or damage. You are also entitled to have the goods repaired or replaced if the goods fail to be of acceptable quality and the failure does not amount to a major failure.

Details on individual product warranty terms can be found on individual product pages and detailed information at the end of each product section. Please note, warranty periods are correct at time of printing and are subject to change without notice.

Prices valid from 01/03/2022. Subject to change without notice.

©Thermogroup Trading Pty Ltd 2022

“Delivering excellence in the
manufacture, distribution
and support of market
leading heating
products”



Thermogroup
 That little bit extra...



Trust

We operate on the basis of trust. Speed happens when people trust each other, allowing us to serve our customers in the best possible way.



Put Customers First

We put customers at the centre of everything we do to ensure we achieve the very best outcome for the customer. We are committed to going above and beyond to deliver that little bit extra.



Continuous Improvement

We do not fear change; instead, we encourage innovation, creativity and being on the leading edge. There is always further to go and more to explore through challenging the status quo.



Strive for Simplicity

We believe that there is always a simpler way of doing everything and we are committed to finding the simplest option in every scenario.



Passionate







Through a love of what we do, we delight our clients. We are serious about results and are driven by our sense of urgency to achieve. We are focused on our goals and wholeheartedly committed to always giving 100%.



Positive

Positivity is a choice to be optimistic, content, and upbeat. We aim to create an environment where positivity can thrive, so people can laugh, have fun and do good.

CONTENTS

	UNDERFLOOR HEATING	8
	Thermonet 150W/m ² - Under Tile Heating Mats	17
	Vario - Loose Wire Under Tile Heating Cable	25
	Thermonet 200W/m ² - In Screed Heating Mats	28
	Thermoscreed - Loose Wire In Screed Heating Cable	33
	Thermofoil - Under Carpet and Laminate Heating	39
	Thermoslab - In Slab Heating	43
	CONTROLS & ACCESSORIES	51
	Thermotouch 7.6iG Glass Programmable Thermostat	52
	Thermotouch 4.3dC Dual Programmable Thermostat	54
	Thermotouch Wi-Fi Programmable Thermostat	56
	Thermotouch 9.2mG Glass Manual Thermostat	58
Accessories	60	
	INSULATION	64
	Econoboard Coated Insulation	66
	Econoboard Uncoated Insulation	68
Overlay & Underlay Solutions	71	
	SPACE HEATING	74
	Thermofan Fan Heaters	75
Thermomat	77	
	HEATED TOWEL RAILS	81
	Thermorail 12V Single Bar Range	83
	Thermorail 12V Vertical Bar Range	89
	Thermorail 12V Vertical Bar Plated Range	90
	Thermorail 12V Ladder Range	91
	Thermorail Polished Ladder Range	94
	Thermorail Black Ladder Range	103
	Thermorail Brushed Ladder Range	105
	Thermorail Coloured Ladder Range	107
	Thermorail Plated Ladder Range	109
	Thermorail Swivel Range	111
	Thermorail Timers	116
	Thermorail Non-Heated Range	118
	Jeeves Range	123
	ABLAZE MIRRORS	139
	Premium Back-lit Range	140
	Magnifying Mirror Range	145
	Black Frame Range	151
	Frameless Mirror Range	153
Thermomirror Demisters	159	

Thermogroup Trading Pty Ltd.
 Phone | 1300 368 631
 Technical Line | 1300 989 464
 Fax | 1300 655 532
 Email | sales@thermogroup.com.au

www.thermogroup.com.au
 PO Box 822, Leeton NSW 2705
 19 Ridley Ave, Leeton NSW 2705

ABN: 44 632 780 959
 ACN: 632 780 959



Did you know?

Hot air balloons work on one simple principle - hot air rises. As the burner heats the air inside the balloon, it becomes lighter than the air outside. This causes the balloon to gently rise from the ground.

The same principle applies to Underfloor Heating. As the system heats the floor beneath your feet, this warmth rises, naturally and gently heating your whole room from the ground up.



Underfloor Heating Systems



How does Underfloor Heating compare to traditional heating?

An electric underfloor heating system provides an energy efficient, on demand heating system as well as interior design flexibility which improves comfort and space for everyone.



Radiators and Air Conditioning

Inefficient convection heating

Traditional convection heaters distribute heat unevenly throughout a room, resulting in drafts, hot heads and cold feet.

Heating in this way usually means your thermostat must be set to a higher temperature to achieve the desired comfort level, which increases heat loss and energy bills.



Underfloor Heating

Improved efficiency and comfort

Underfloor heating provides a comfortable, even temperature throughout the room.

Where the heating covers more than 80% of the room it can be used as the primary heat source.

You can also free up valuable wall space creating freedom for interior design.



The benefits of Underfloor Heating



Comfortable heat

Underfloor Heating spreads heat evenly across the floor allowing it to naturally & gently heat the room.



Energy efficient

Hot air rises naturally making heating at ground level an efficient way to heat the room.



Accurate control

With the use of a thermostat you can control when your floor heating is on & off and control the temperature.



Allergy friendly

There is no air or dust movement, making it the perfect system for allergy or asthma sufferers.



Warm floors

Eliminate cold floors and experience warmth and comfort from your toes up.



Zero maintenance

Our systems are electric, meaning they are maintenance and hassle free.



Lifetime Warranty

Every system is tested in our manufacturing plant in Germany and we can offer you peace of mind with our lifetime cable warranty.



Rapid heat up time

With Underfloor Heating installed directly below your tiles you have an on-demand heating system.



Interior design freedom

With the heating system invisible below your floor you can design your room how you please without any heaters to work around.



Energy consumption


Our homes are full of electrical goods, some of which have a much higher energy consumption than you may think. Here are some examples of the average wattage of some familiar products found in homes all over Australia. Thermonet offers both 150 and 200 watts per square metre systems.



3m² Floor Heating
600W** - **\$0.83***



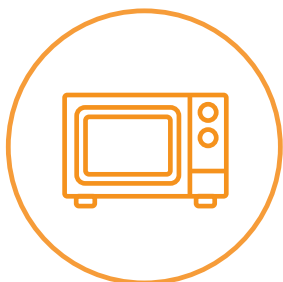
Television
100W - **\$0.14***



Washer/Dryer
1500W - **\$2.06***



Air-conditioner
2500W - **\$3.44***



Microwave Oven
1000W - **\$1.38***



Vacuum Cleaner
700W - **\$0.96***

* Daily running cost based on running for four hours per day.

** Based on 200 Watts per square metre.

Heat up times

The floor construction and finish will govern heat up times. Sufficient insulation such as Econoboard, will greatly reduce heat up times and you will notice the difference in your energy bills. A well insulated Thermonet system can be up to 50% more efficient than an un-insulated system, especially when managed by a programmable thermostat. Average heat up times can be seen in the table below:

	150W/m ² (Pg 18)	200W/m ² (Pg 29)
Un-insulated Concrete	2 - 4 hrs	1 hr 30 mins - 3 hrs
Concrete with 10mm Econoboard	1 hr	45 mins
Concrete with 10mm Econoboard & 25mm Screed	2 hrs	90 mins
Un-insulated Timber Substrate	1 hr	45 mins
Timber Substrate with 10mm Econoboard	30 mins	20 mins

(Allow an additional 1hr per 25mm of screed for heat to penetrate)

PLEASE NOTE: This information is gathered from multiple online sources and provided as an illustrative example only. This information does not imply any warranty or guarantee of energy consumption and/or electricity costs. E&OE.



Running cost estimations

Many people assume that an electric underfloor heating system is going to be expensive to run. In actual fact, when you consider the fast response times, level of precise control and a tailored, zoned heating schedule, it is a very efficient and cost effective way to heat your home.

Area	1m ²	2m ²	4m ²	5m ²	10m ²	15m ²	25m ²
1 hr	\$0.05	\$0.10	\$0.20	\$0.25	\$0.51	\$0.76	\$1.27
2 hrs	\$0.10	\$0.20	\$0.40	\$0.51	\$1.02	\$1.53	\$2.55
3 hrs	\$0.15	\$0.30	\$0.61	\$0.76	\$1.53	\$2.29	\$3.82
4 hrs	\$0.20	\$0.40	\$0.81	\$1.02	\$2.04	\$3.06	\$5.10
5 hrs	\$0.25	\$0.51	\$1.02	\$1.27	\$2.55	\$3.82	\$6.37
6 hrs	\$0.30	\$0.61	\$1.22	\$1.53	\$3.06	\$4.59	\$7.65
7 hrs	\$0.35	\$0.71	\$1.42	\$1.78	\$3.57	\$5.35	\$8.92
8 hrs	\$0.40	\$0.81	\$1.63	\$2.04	\$4.08	\$6.12	\$10.20

The following reasonable assumptions have been made to calculate these estimations:

- System is installed in a house built and insulated to current regulations
- 150W/m² system under a 10mm ceramic tile on 10mm insulation board
- Heat up time is included in the times displayed
- Energy price of 34c/kWh (average price at time of printing)
- A 7 day, 6 event programmable thermostat has been installed
- Floor temperatures set to an efficient 24°C

Calculate your running costs based on your application at
www.thermogroup.com.au/running-cost-calculator/




PLEASE NOTE: This information is ©Thermogroup and should not be distributed or replicated without written consent. Actual running costs will vary depending on electricity tariff, specific installation parameters, level of insulation and heat loss factors of the specific building. This approximation does not imply any warranty or guarantee of energy consumption and/or electricity costs. E&OE.



Which underfloor heating system is best for your project?

Under Tile Heating

Tiles are a very popular and common floor finish; however one major disadvantage is they are cold to walk on, especially in winter. This can be overcome with an under tile heating system which allows you to experience the feeling of a warm tiled floor.



Thermonet 150W/m²

Thermonet 150W/m² is an underfloor heating mat system that is specially designed to be installed directly beneath your tiles.

See more details on pages 17-23



Vario

Vario is an under tile loose wire heating system ideal for installing in small, awkward areas and is designed to be installed directly beneath the tiles.

See more details on pages 25-27

Under Timber, Carpet & Laminate Heating

Laminate and engineered timber floors are becoming more and more popular due to their eco-credentials, and the natural look and feel of a wooden floor. Thermofoil brings the ease and simplicity of electric underfloor heating to timber floors. Although carpet is not a cold floor finish, Thermofoil can be used under carpet to keep your home warm. For under carpet installations, Thermofoil should be installed between the underlay and the carpet.



Thermofoil

Thermofoil is specially designed to operate in a void i.e. between carpet or timber flooring and the underlay making installation extremely quick and easy.

See more details on pages 39-41


Save up to 50% on running costs when you install Econoboard insulation boards. See page 64-69 for more details





In Screed and Under Stone Heating

In Screed heating systems are very versatile in their application as they are suitable for use with any floor covering. Putting a screed over your heating system before tiling also ensures that there is minimal risk of damage and a flat surface to tile onto.



Thermonet 200W/m²

Thermonet 200W/m² mat system is designed to be installed in the screed layer and allows for quick and easy installation.

See more details on pages 28-31



Thermoscreed 18W/Lm

Thermoscreed is a heavy duty 5.5mm thick cable, designed to be installed in the screed layer.

See more details on pages 33-37

In Slab Heating

Unlike under tile heating, in slab heating is designed to heat the entire slab, which then creates an energy efficient thermal mass under your floor.



Thermoslab 30W/Lm

Thermoslab is a versatile, robust 7mm thick heating cable that is designed to be attached to the concrete mesh prior to the concrete being poured.

See more details on page 43

Ask about our free quoting and planning service and our network of installers






Work out your perfect Underfloor Heating System and components in four easy steps

1

Select your substrate



Concrete Substrate

2


Consider adding insulation to increase system efficiency



Uncoated Insulation Board
Pg 68-69

3

Select your floor finish



Carpet



Floating Timber



Vinyl

4


Select your system and required components



Thermofoil Mat
Pg.41



Thermofoil Mat
Pg.41



150W/m² Mat
Pg.17-20



Thermostat
Pg.53-59




Thermostat
Pg.53-59




Thermostat
Pg.53-59




Econosoft Overlay
Pg.41



Econosoft Underlay
Pg.41



Self-Levelling Compound
Non - Thermogroup Product



Econosoft Overlay
Pg.41

Use our online heating system selector which is designed to help determine the best underfloor heating system and additional accessories based on your application.

View online at:
www.thermogroup.com.au/heating-system-selector/





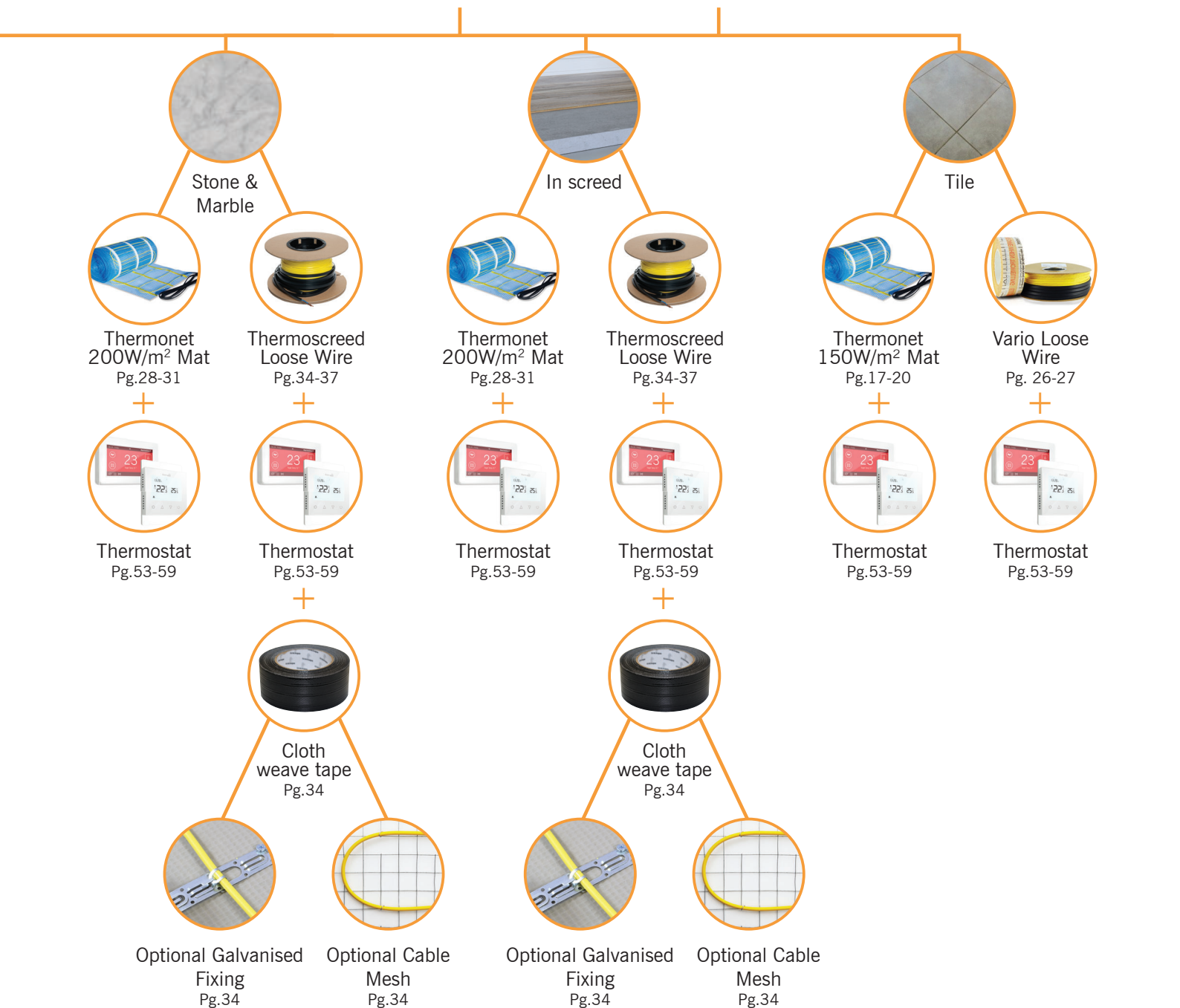
Timber Substrate




Coated Insulation Board
Pg.66-67



Fixing Screws & Washers
Pg.67







Thermonet is a versatile electric underfloor heating mat system designed for easy installation under a range of floor finishes.


Thermonet is commonly installed under tiled floors. Many people don't realise that you can also bring the warm feeling to an engineered timber, vinyl and even a carpet floor by including a layer of flexible self levelling compound in your floor build up.



Lifetime Warranty

Lifetime Warranty

We are so confident in the quality of our German-made Thermonet Underfloor Heating that we give each system a warranty that lasts a Lifetime with 3 year warranty on our Thermostats.



Twisted Twin cable construction

The unique stress free cable construction creates a longer lasting heating cable with zero electromagnetic field (Zero EMF).



Fully self adhesive mesh

The self adhesive mesh speeds up installation by holding the Thermonet matting to the substrate for easy self levelling and tile fixing.



Heating cable protection

Thermonet is installed wire-side-down which means the heating cable is protected from damage during installation by the hard wearing mesh layer.



Minimal height build-up

Utilising innovative extrusion processes provides real 'lay flat' technology that makes installing Thermonet easy. The matting system is only 3.5mm thick with a low profile cold tail of only 4mm thick which is typically concealed within the tile adhesive layer.




When installing under soft floor finishes such as vinyl, carpet and engineered timber, please be sure to consult the floor finish manufacturer for guidance on compatibility and maximum temperature.



thermonet

UNDERFLOOR HEATING



Thermonet 150W/m² - Undertile Heating Heating Mat Only

Ideal option for installation directly below the tiles especially in large areas.

Stock Code	Size (m)	Area (m ²)	Output (W)	Resistance (Ω)	RRP \$ Excl.	RRP \$ Incl.
111502	2 x 0.5	1.0	150	353	\$113.64	\$125.00
111503	3 x 0.5	1.5	225	235	\$170.45	\$187.50
111504	4 x 0.5	2.0	300	176	\$227.27	\$250.00
111505	5 x 0.5	2.5	375	141	\$284.09	\$312.50
111506	6 x 0.5	3.0	450	118	\$340.91	\$375.00
111507	7 x 0.5	3.5	525	101	\$397.73	\$437.50
111508	8 x 0.5	4.0	600	88	\$454.55	\$500.00
111509	9 x 0.5	4.5	675	78	\$511.36	\$562.50
111510	10 x 0.5	5.0	750	71	\$568.18	\$625.00
111512	12 x 0.5	6.0	900	59	\$572.73	\$630.00
111514	14 x 0.5	7.0	1050	50	\$668.18	\$735.00
111516	16 x 0.5	8.0	1200	44	\$763.64	\$840.00
111518	18 x 0.5	9.0	1350	39	\$859.09	\$945.00
111520	20 x 0.5	10.0	1500	35	\$954.55	\$1,050.00
111524	24 x 0.5	12.0	1800	29	\$1,145.45	\$1,260.00
111528	28 x 0.5	14.0	2100	25	\$1,336.36	\$1,470.00
111532	32 x 0.5	16.0	2400	22	\$1,527.27	\$1,680.00

Prices per m²

1-5m² - \$125 per m²

6-16m² - \$105 per m²

Price includes Thermonet 150W/m² Mat only. Thermostats to be purchased separately for each zone. Price RRP inclusive.



thermonet
UNDERFLOOR HEATING



150
W/m²

Thermonet 150W/m² - Undertile Heating Single Control Thermostat Heating Kit

Kit Includes:

Thermonet 150W/m² Mat, Programmable Thermostat (5220A), Cloth Tape, Floor Temperature Sensor, Sensor Conduit, Cable Monitor, Installation Guide with Warranty Form.

Stock Code	Size (m)	Area (m ²)	Output (W)	Resistance (Ω)	RRP \$ Excl.	RRP \$ Incl.
111502T	2 x 0.5	1.0	150	353	\$385.45	\$424.00
111503T	3 x 0.5	1.5	225	235	\$442.27	\$486.50
111504T	4 x 0.5	2.0	300	176	\$499.09	\$549.00
111505T	5 x 0.5	2.5	375	141	\$555.91	\$611.50
111506T	6 x 0.5	3.0	450	118	\$612.73	\$674.00
111507T	7 x 0.5	3.5	525	101	\$669.55	\$736.50
111508T	8 x 0.5	4.0	600	88	\$726.36	\$799.00
111509T	9 x 0.5	4.5	675	78	\$783.18	\$861.50
111510T	10 x 0.5	5.0	750	71	\$840.00	\$924.00
111512T	12 x 0.5	6.0	900	59	\$844.55	\$929.00
111514T	14 x 0.5	7.0	1050	50	\$940.00	\$1,034.00
111516T	16 x 0.5	8.0	1200	44	\$1,035.45	\$1,139.00
111518T	18 x 0.5	9.0	1350	39	\$1,130.91	\$1,244.00
111520T	20 x 0.5	10.0	1500	35	\$1,226.36	\$1,349.00
111524T	24 x 0.5	12.0	1800	29	\$1,417.27	\$1,559.00
111528T	28 x 0.5	14.0	2100	25	\$1,608.18	\$1,769.00
111532T	32 x 0.5	16.0	2400	22	\$1,799.09	\$1,979.00

To purchase a kit with a black thermostat (5226A) add a 'B' after the above codes. The price is the same.

200
W/m²

Need faster heat-up times, have limited floor space, or experience high heat loss? See pages 28-31 for Thermonet 200Watt In Screed Mats!





150 W/m²

Thermonet 150W/m² - Undertile Heating Dual Control Thermostat Heating Kit

Thermonet TD Kits include the Thermotouch 4.3dC dual controller allowing you to control your floor heating and another Thermogroup appliance such as a heated towel rail and/or mirror demister all from a single controller.

Kit Includes:

Thermonet 150W/m² Mat, Dual Control Thermostat (5245), Cloth Tape, Floor Temperature Sensor, Sensor Conduit, Cable Monitor, Installation Guide with Warranty Form.

Stock Code	Size (m)	Area (m ²)	Output (W)	Resistance (Ω)	RRP \$ Excl.	RRP \$ Incl.
111502TD	2 x 0.5	1.0	150	353	\$503.64	\$554.00
111503TD	3 x 0.5	1.5	225	235	\$560.45	\$616.50
111504TD	4 x 0.5	2.0	300	176	\$617.27	\$679.00
111505TD	5 x 0.5	2.5	375	141	\$674.09	\$741.50
111506TD	6 x 0.5	3.0	450	118	\$730.91	\$804.00
111507TD	7 x 0.5	3.5	525	101	\$787.73	\$866.50
111508TD	8 x 0.5	4.0	600	88	\$844.55	\$929.00
111509TD	9 x 0.5	4.5	675	78	\$901.36	\$991.50
111510TD	10 x 0.5	5.0	750	71	\$958.18	\$1,054.00
111512TD	12 x 0.5	6.0	900	59	\$962.73	\$1,059.00
111514TD	14 x 0.5	7.0	1050	50	\$1,058.18	\$1,164.00
111516TD	16 x 0.5	8.0	1200	44	\$1,153.64	\$1,269.00
111518TD	18 x 0.5	9.0	1350	39	\$1,249.09	\$1,374.00
111520TD	20 x 0.5	10.0	1500	35	\$1,344.55	\$1,479.00
111524TD	24 x 0.5	12.0	1800	29	\$1,535.45	\$1,689.00
111528TD	28 x 0.5	14.0	2100	25	\$1,726.36	\$1,899.00
111532TD	32 x 0.5	16.0	2400	22	\$1,917.27	\$2,109.00

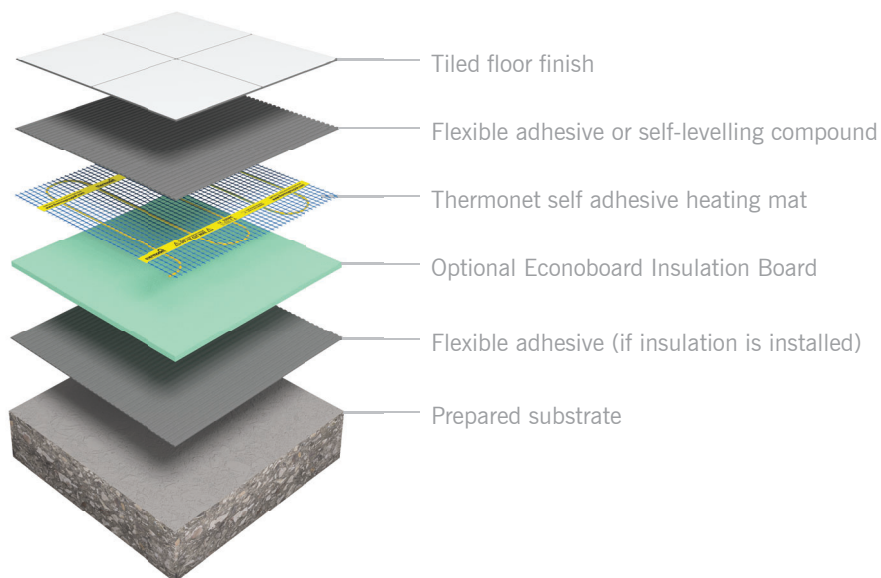
To purchase a kit with a black thermostat (5246) add a 'B' after the above codes. The price is the same.



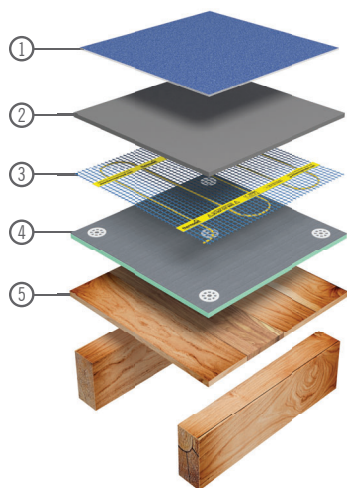


thermonet
UNDERFLOOR HEATING

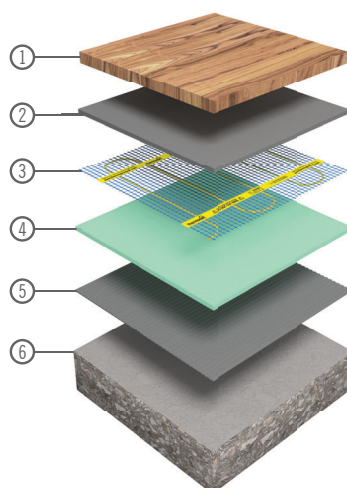
Thermonet is most commonly installed under tiled floors. The heating cable is protected by the mesh and can be tiled over directly, or covered with a layer of self levelling compound.



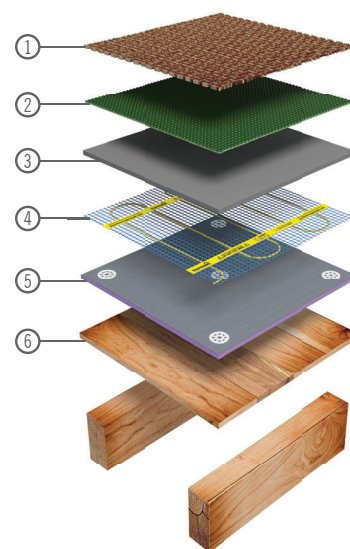
Thermonet electric underfloor heating can be used in almost any floor build-up or with any floor finish from tiles and vinyl to carpet and timber floors.



- ① Glued vinyl floor finish
- ② Flexible self levelling compound*
- ③ Thermonet heating mat
- ④ Econoboard coated insulation
- ⑤ Prepared substrate



- ① Engineered timber floor finish
- ② Flexible self levelling compound*
- ③ Thermonet heating mat
- ④ Econoboard uncoated insulation
- ⑤ Flexible tile adhesive
- ⑥ Prepared substrate



- ① Carpet floor finish**
- ② Low tog underlay**
- ③ Flexible self levelling compound*
- ④ Thermonet heating mat
- ⑤ Econoboard coated insulation
- ⑥ Prepared substrate

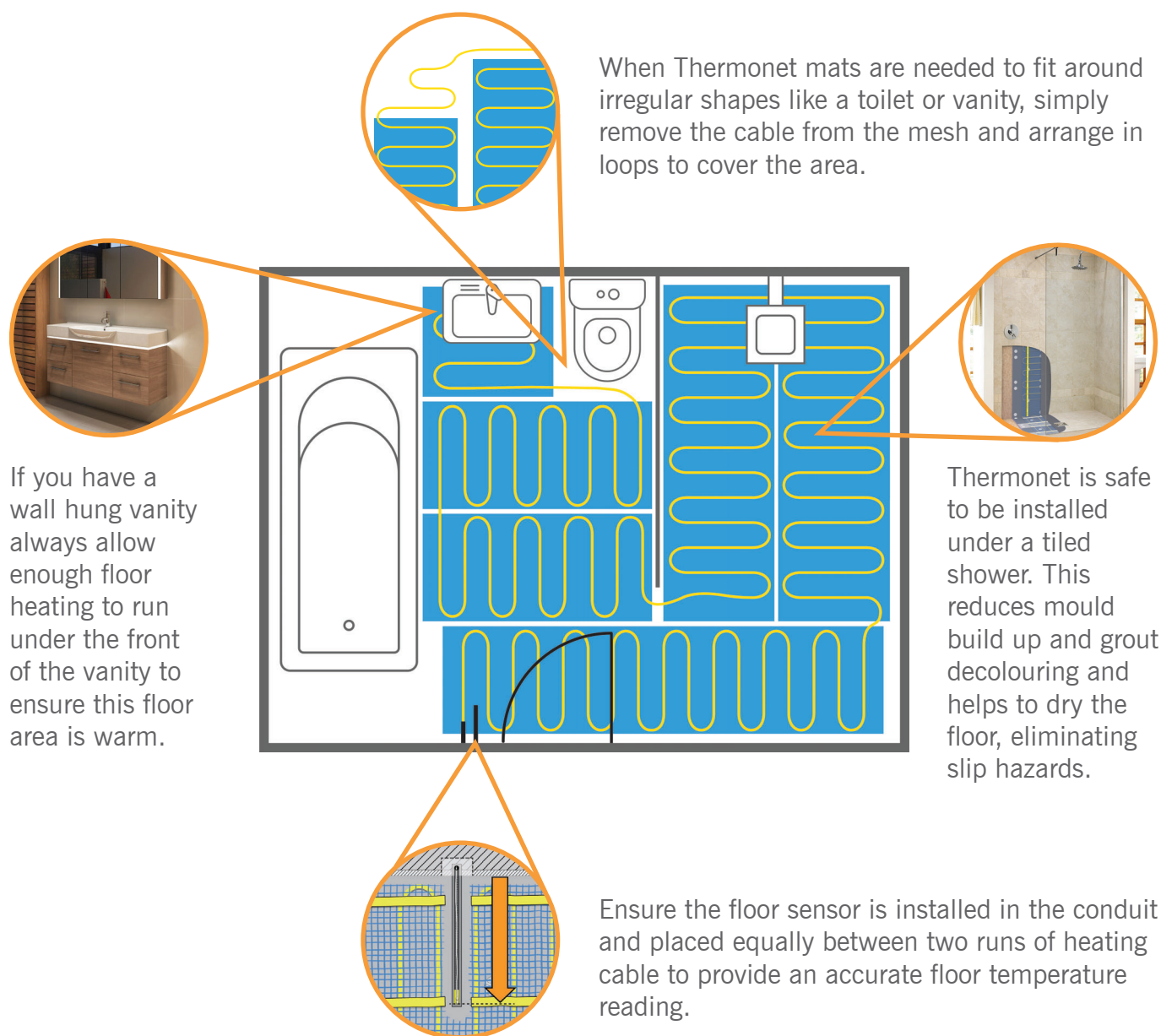
*Minimum recommended thickness of 10mm

**Combined TOG rating needs to be under 2.5



Underfloor Heating Installation

The diagram below displays a typical bathroom layout with Thermonet Underfloor Heating. The mat system ensures a fast and simple installation with the heating mat covering the entire available floor space. Some of the key features of the Thermonet Underfloor Heating systems have been highlighted below.



If you have a wall hung vanity always allow enough floor heating to run under the front of the vanity to ensure this floor area is warm.

When Thermonet mats are needed to fit around irregular shapes like a toilet or vanity, simply remove the cable from the mesh and arrange in loops to cover the area.

Thermonet is safe to be installed under a tiled shower. This reduces mould build up and grout decolouring and helps to dry the floor, eliminating slip hazards.

Ensure the floor sensor is installed in the conduit and placed equally between two runs of heating cable to provide an accurate floor temperature reading.

To reduce your heat up time and improve the efficiency of the heating, always add a layer of insulation below your underfloor heating. See page 64-69.

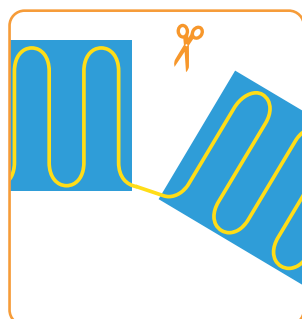




Cut-and-return installation explained

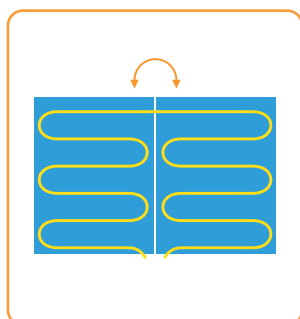
Every room is different, and you will usually need to modify your Thermonet mat in some way to fully cover your desired heating area. The diagrams on this page will help you to manipulate your Thermonet mat safely and avoid causing any damage during installation.

Cutting the mesh



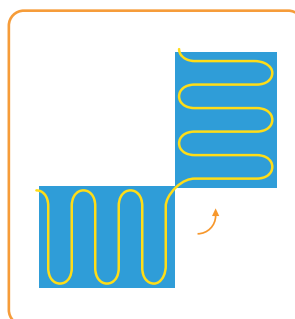
Use scissors to carefully cut the blue mesh

Turn 180°



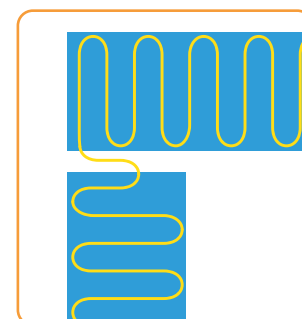
Turn the mat 180° laying parallel to the first run

Turn 90°



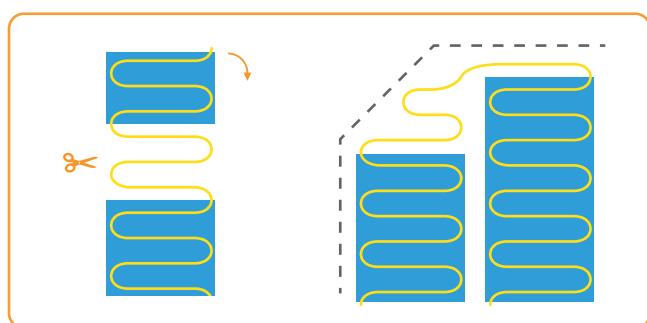
Turn the mat 90° for a more simple turn

Alternative 90°



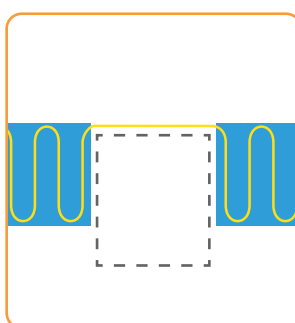
Release cable from the mat for an alternative 90° turn

Staggered 180°



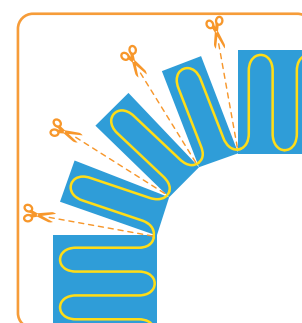
Remove the cable from the mesh and tape in place for awkward areas such as angled walls

Avoid an obstacle



Remove the mesh to avoid permanent fixtures


Curved fan turn



Cut mesh into sections to make a curved fan turn



NEVER CUT THE HEATING CABLE! When performing any of these mat modifications it is vital that you do not cut or damage the heating cable. Damaging or shortening the cable will void your warranty and cause the cable to burn out or not work.





Vario is the traditional underfloor heating cable kit solution designed for installing in small, awkward areas.

Vario cable kits include the most advanced electric underfloor heating cable available and our unique patented fixing strip, which is designed to speed up installation and save time on site.



Lifetime Warranty


Lifetime Warranty

We are so confident in the quality of Vario Underfloor Heating cable that we give each system a warranty that lasts a Lifetime with 3 year warranty on our Thermostats.



Variable output underfloor heating

Vario cable allows you to space the heating cables yourself to achieve a desired layout and heat output per m².



Advanced TwistedTwin heating cable

Our superior advanced TwistedTwin heating cables are unique; you will find thinner cables, but you won't find better quality.



Strong bond to the substrate

The adhesive used in the Vario fixing strip is a high-grab, pressure activated adhesive that bonds permanently to the substrate and the heating cable.



Ideal for irregular shaped areas

The layout is totally flexible and can be designed to fit around furniture and fixtures in small or irregular shaped rooms.



Pre measured cable spacing

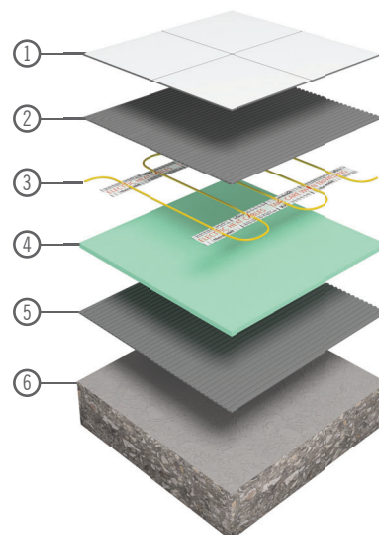
The Vario fixing strip has pre measured 10mm cable spacing markers that remove the need to measure and mark your substrate, saving you time.



Hassle free cable installation with the unique patented fixing strip

Thermogroup's patented Vario fixing strip is pre-measured to speed up installation. The aggressive, pressure activated adhesive grips your substrate and heating cable, fixing them in place for easy tiling.

The vario system is designed to go directly below the tiles. For loose wire cable for screed application see page 33-37.



- ① Tiled floor finish
- ② Flexible tile adhesive
- ③ Vario cable
- ④ Optional Econoboard insulation board
- ⑤ Flexible tile adhesive (if insulation is installed)
- ⑥ Prepared substrate



Vario Undertile Heating Loose Wire Heating Cable Only


Kit includes: Vario Heating Cable, Cable Monitor, Cloth Tape, Patented Pre measured Fixing Strip, Installation Guide with Warranty Form.

Stock Code	Description	Length (m)	Area (m ²)*	Output (W)	Resistance (Ω)	RRP \$ Excl.	RRP \$ Incl.
102202T	Kit 2 exc. Thermostat	14	1.0 - 1.5	185	286	\$209.09	\$230.00
102203T	Kit 3 exc. Thermostat	22	1.5 - 2.0	300	176	\$263.64	\$290.00
102204T	Kit 4 exc. Thermostat	33	2.0 - 2.8	450	118	\$300.00	\$330.00
102206T	Kit 6 exc. Thermostat	44	3.0 - 4.5	600	88	\$381.82	\$420.00
102208T	Kit 8 exc. Thermostat	55	4.5 - 5.8	750	71	\$445.45	\$490.00
102210T	Kit 10 exc. Thermostat	66	6.0 - 7.5	900	59	\$554.55	\$610.00
102212T	Kit 12 exc. Thermostat	86	7.5 - 9.0	1200	44	\$660.00	\$726.00
102215T	Kit 15 exc. Thermostat	110	9.0 - 11.0	1500	35	\$790.91	\$870.00
102218T	Kit 18 exc. Thermostat	132	11.0 - 13.0	1800	29	\$981.82	\$1,080.00
102221T	Kit 21 exc. Thermostat	154	13.0 - 15.0	2100	25	\$1,072.73	\$1,180.00
102224T	Kit 24 exc. Thermostat	176	15.0 - 18.0	2400	22	\$1,263.64	\$1,390.00

*Based on 150 watts per square metre for installation directly beneath the tiles. Remember to order your chosen heating cable and a thermostat for your room.



Vario
UNDERFLOOR HEATING

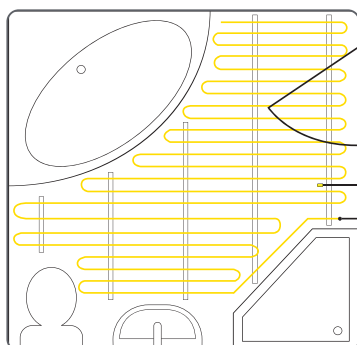


Vario Undertile Heating Loose Wire Heating Cable Kits with Single Control Thermostat

Kit includes: Vario Heating Cable, Programmable Thermostat (5220A), Floor Temperature Sensor, Sensor Conduit, Cable Monitor, Cloth Tape, Patented Premeasured Fixing Strip, Installation Guide with Warranty Form.

Stock Code	Description	Length (m)	Area (m ²)*	Output (W)	Resistance (Ω)	RRP \$ Excl.	RRP \$ Incl.
102102T	Kit 2 inc. Thermostat	14	1.0 - 1.5	185	286	\$480.91	\$529.00
102103T	Kit 3 inc. Thermostat	22	1.5 - 2.0	300	176	\$535.45	\$589.00
102104T	Kit 4 inc. Thermostat	33	2.0 - 2.8	450	118	\$571.82	\$629.00
102106T	Kit 6 inc. Thermostat	44	3.0 - 4.5	600	88	\$653.64	\$719.00
102108T	Kit 8 inc. Thermostat	55	4.5 - 5.8	750	71	\$717.27	\$789.00
102110T	Kit 10 inc. Thermostat	66	6.0 - 7.5	900	59	\$826.36	\$909.00
102112T	Kit 12 inc. Thermostat	86	7.5 - 9.0	1200	44	\$931.82	\$1,025.00
102115T	Kit 15 inc. Thermostat	110	9.0 - 11.0	1500	35	\$1,062.73	\$1,169.00
102118T	Kit 18 inc. Thermostat	132	11.0 - 13.0	1800	29	\$1,253.64	\$1,379.00
102121T	Kit 21 inc. Thermostat	154	13.0 - 15.0	2100	25	\$1,344.55	\$1,479.00
102124T	Kit 24 inc. Thermostat	176	15.0 - 18.0	2400	22	\$1,535.45	\$1,689.00

* Based on 150 watts per square metre for installation directly beneath the tiles.



Typical Vario heating cable configuration in a small bathroom using the fixing strip.



TWISTED TWIN™
TECHNOLOGY



ZEROEMF



Thermonet 200Watt mats are the ideal option for In Screed applications providing easy installation and efficient storage heating in screed layers of 20-50mm.

In Screed heating will take longer to heat up, however the screed layer acts as a heat bank and holds the heat for longer, ensuring you don't have added running costs. In Screed heating allows the tiler flexibility in creating falls in wet areas and can be installed under most floor coverings. It is recommended to insulate below underfloor heating to gain maximum performance from your system.



Lifetime Warranty

We are so confident in the quality of Thermonet Underfloor Heating cable that we give each system a warranty that lasts a Lifetime with 3 year warranty on our Thermostats.



In Screed heating

Suitable for installation in screed of 20mm to 50mm, to create a thermal mass. It is recommended to be installed on top of insulation boards to create the most energy efficient system.




TwistedTwin cable on fully self adhesive mesh

The unique stress free cable construction creates a longer lasting heating cable with zero electromagnetic field (Zero EMF). The self adhesive mesh speeds up installation by holding Thermonet matting to the substrate for easy self levelling and tile fixing.



Ideal for areas with limited floor space

Thermonet 200Watt mats are ideal for rooms with limited floor space for the heating mat. The 200Watt system ensures a high heat output across the floor warming the entire room.



Perfect for high heat loss applications

The higher heat output of the 200Watt mats makes them perfect for rooms which are prone to high heat loss. This can be further reduced by adding a layer of insulation below the heating.



thermonet
UNDERFLOOR HEATING



Thermonet 200W/m² - In Screed Heating Heating Mat Only

Ideal option for In Screed applications and high heat loss areas.

Stock Code	Size (m)	Area (m ²)	Output (W)	Resistance (Ω)	RRP \$ Excl.	RRP \$ Incl.
112002	2 x 0.5	1.0	200	265	\$127.27	\$140.00
112003	3 x 0.5	1.5	300	176	\$190.91	\$210.00
112004	4 x 0.5	2.0	400	132	\$254.55	\$280.00
112005	5 x 0.5	2.5	500	106	\$318.18	\$350.00
112006	6 x 0.5	3.0	600	88	\$381.82	\$420.00
112007	7 x 0.5	3.5	700	76	\$445.45	\$490.00
112008	8 x 0.5	4.0	800	66	\$509.09	\$560.00
112009	9 x 0.5	4.5	900	59	\$572.73	\$630.00
112010	10 x 0.5	5.0	1000	53	\$636.36	\$700.00
112012	12 x 0.5	6.0	1200	44	\$654.55	\$720.00
112014	14 x 0.5	7.0	1400	38	\$763.64	\$840.00
112016	16 x 0.5	8.0	1600	33	\$872.73	\$960.00
112018	18 x 0.5	9.0	1800	29	\$981.82	\$1,080.00
112020	20 x 0.5	10.0	2000	26	\$1,090.91	\$1,200.00
112024	24 x 0.5	12.0	2400	22	\$1,309.09	\$1,440.00

**Prices
per m²**

1-5m² - \$140 per m²

6-12m² - \$120 per m²

Price includes Thermonet 200W/m² Mat only. Thermostats to be purchased separately for each zone. Price RRP inclusive.



Thermonet 200W/m² - In Screed Heating Single Control Thermostat Heating Kit

Kit Includes:

Thermonet 200W/m² Mat, Programmable Thermostat (5220A), Cloth Tape, Floor Temperature Sensor, Sensor Conduit, Cable Monitor, Installation Guide with Warranty Form.

Stock Code	Size (m)	Area (m ²)	Output (W)	Resistance (Ω)	RRP \$ Excl.	RRP \$ Incl.
112002T	2 x 0.5	1.0	200	265	\$399.09	\$439.00
112003T	3 x 0.5	1.5	300	176	\$462.73	\$509.00
112004T	4 x 0.5	2.0	400	132	\$526.36	\$579.00
112005T	5 x 0.5	2.5	500	106	\$590.00	\$649.00
112006T	6 x 0.5	3.0	600	88	\$653.64	\$719.00
112007T	7 x 0.5	3.5	700	76	\$717.27	\$789.00
112008T	8 x 0.5	4.0	800	66	\$780.91	\$859.00
112009T	9 x 0.5	4.5	900	59	\$844.55	\$929.00
112010T	10 x 0.5	5.0	1000	53	\$908.18	\$999.00
112012T	12 x 0.5	6.0	1200	44	\$926.36	\$1,019.00
112014T	14 x 0.5	7.0	1400	38	\$1,035.45	\$1,139.00
112016T	16 x 0.5	8.0	1600	33	\$1,144.55	\$1,259.00
112018T	18 x 0.5	9.0	1800	29	\$1,253.64	\$1,379.00
112020T	20 x 0.5	10.0	2000	26	\$1,362.73	\$1,499.00
112024T	24 x 0.5	12.0	2400	22	\$1,580.91	\$1,739.00

To purchase a kit with a black thermostat (5226A) add a 'B' after the above codes. The price is the same.



Heat (as opposed to hot air) travels equally in every direction meaning as much heat that travels up through your tiled floor also goes downwards. By placing an insulation layer under your floor heating the heat is driven back up through your floor and into your room giving you more warmth, quicker response time and reduced running costs. See the insulation section on pages 64-69 for more information.





thermonet
UNDERFLOOR HEATING



200
W/m²

Thermonet 200W/m² - In Screed Heating Dual Control Thermostat Heating Kit

Thermonet TD Kits include the Thermotouch 4.3dC dual controller allowing you to control your floor heating and another Thermogroup appliance such as a heated towel rail and/or mirror demister all from a single controller.


Kit Includes:

Thermonet 200W/m² Mat, Dual Control Thermostat (5245), Cloth Tape, Floor Temperature Sensor, Sensor Conduit, Cable Monitor, Installation Guide with Warranty Form.

Stock Code	Size (m)	Area (m ²)	Output (W)	Resistance (Ω)	RRP \$ Excl.	RRP \$ Incl.
112002TD	2 x 0.5	1.0	200	265	\$517.27	\$569.00
112003TD	3 x 0.5	1.5	300	176	\$580.91	\$639.00
112004TD	4 x 0.5	2.0	400	132	\$644.55	\$709.00
112005TD	5 x 0.5	2.5	500	106	\$708.18	\$779.00
112006TD	6 x 0.5	3.0	600	88	\$771.82	\$849.00
112007TD	7 x 0.5	3.5	700	76	\$835.45	\$919.00
112008TD	8 x 0.5	4.0	800	66	\$899.09	\$989.00
112009TD	9 x 0.5	4.5	900	59	\$962.73	\$1,059.00
112010TD	10 x 0.5	5.0	1000	53	\$1,026.36	\$1,129.00
112012TD	12 x 0.5	6.0	1200	44	\$1,044.55	\$1,149.00
112014TD	14 x 0.5	7.0	1400	38	\$1,153.64	\$1,269.00
112016TD	16 x 0.5	8.0	1600	33	\$1,262.73	\$1,389.00
112018TD	18 x 0.5	9.0	1800	29	\$1,371.82	\$1,509.00
112020TD	20 x 0.5	10.0	2000	26	\$1,480.91	\$1,629.00
112024TD	24 x 0.5	12.0	2400	22	\$1,699.09	\$1,869.00

To purchase a kit with a black thermostat (5246) add a 'B' after the above codes. The price is the same.







thermoscreed

UNDERFLOOR HEATING

Thermoscreed is ideal for new build projects where height build up is not limited. Designed for use in 20 - 50mm screed layers.

Thermoscreed is a versatile heating cable designed for installation in the screed layer of new builds or renovation projects. It creates an energy efficient heating system by warming the screed to create a slow release thermal mass. Suitable for use with sand & cement, and anhydrite & flow screeds. Thermoscreed is suitable for almost any floor finish including wood, carpet and vinyl. In Screed heating systems allow the floor layer to prepare a perfectly flat floor to lay the floor covering over.



Lifetime Warranty

Lifetime Warranty

We are so confident in the quality of Thermoscreed Underfloor Heating that we give each system a warranty that lasts a Lifetime with 3 year warranty on our Thermostats.



Robust, hard wearing cable

The advanced protective PVC coating on Thermoscreed cables protects the heating element during installation and provides a long product life span.



In Screed heating

Suitable for installation in screeds of 20mm to 50mm, and is recommended to be installed on top of insulation boards.



Efficient storage heating

In Screed systems have a slower heat up and cool down time and are suited to rooms that are in constant use.



Primary or secondary heating

Thermoscreed is suitable for both primary and supplementary heating applications provided the property is adequately insulated.



Flexible cable spacing

The heat output per m² can be adjusted by varying the cable spacing to achieve your architects designed heating output for the room. We recommend an output of 180-220 watts per m² under a screed layer.

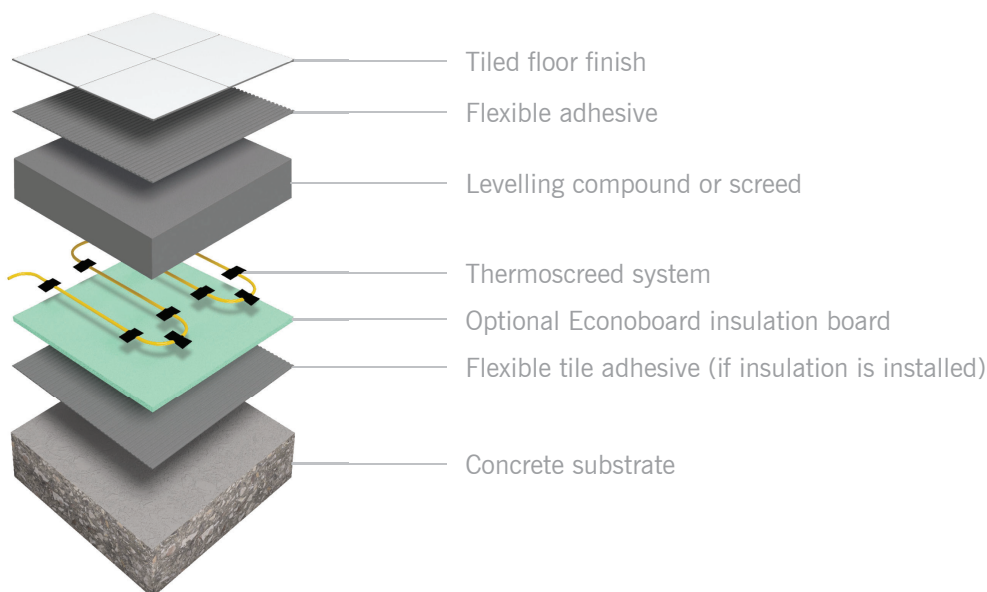


thermoscreed

UNDERFLOOR HEATING

In Screed heating system suitable for any floor finish

A heated concrete screed can be covered with almost any floor finish, subject to manufacturer's guidelines on maximum floor temperatures.



Installation Accessories

Thermoscreed In Screed heating cables can be fixed in position with one of three fixing methods. The Fixing Tape is the standard fixing method used on any substrate. The Fixing Tape is included with all cables as standard. Optional methods include the Galvanised Fixing Profile for fixing onto concrete or timber substrates or In Screed Cable Mesh for use on a waterproofed substrate.




3255 Fixing Tape

A 25m roll of Fixing Tape is included with all cables as a standard fixing method for use on any substrate.



3259 Galvanised Fixing Profile

Galvanised steel fixing profile can be mechanically fixed to timber or concrete substrates. Allow 1m of fixing strip per 6m of heating cable.




3263 In Screed Cable Mesh

A 4.5m² roll of loose lay mesh which is designed for loose laying over a waterproofed substrate.





thermoscreed
UNDERFLOOR HEATING



Thermoscreed In Screed Loose Wire Heating Cable Only Heating Kit

Kit Includes: Thermoscreed Cable, Fixing Tape, Installation Guide with Warranty Form.

Stock Code	Area (m ²)	Length (m)	Output (W)	Resistance (Ω)	RRP \$ Excl.	RRP \$ Incl.
3050	1.0 - 1.2	11.0	200	264.5	\$180.91	\$199.00
3051	1.3 - 1.7	16.5	300	176.3	\$204.55	\$225.00
3052	1.8 - 2.2	22.0	400	132.2	\$235.45	\$259.00
3053	2.3 - 2.7	27.5	500	105.8	\$262.73	\$289.00
3054	2.8 - 3.2	33.0	600	88.2	\$308.18	\$339.00
3055	3.3 - 3.8	39.0	700	75.6	\$335.45	\$369.00
3056	3.9 - 4.6	45.0	850	62.2	\$371.82	\$409.00
3057	4.7 - 5.6	55.0	1000	52.9	\$417.27	\$459.00
3058	5.7 - 6.8	69.0	1250	42.3	\$508.18	\$559.00
3059	6.9 - 7.6	76.0	1375	38.5	\$571.82	\$629.00
3060	7.7 - 9.4	94.0	1700	31.1	\$662.73	\$729.00
3061	9.6 - 11.7	116.0	2100	25.2	\$717.27	\$789.00
3062	11.8 - 14.4	144.0	2600	20.4	\$935.45	\$1,029.00
3063	14.5 - 18.3	183.0	3300	16.0	\$1,290.00	\$1,419.00

Installation accessories

Stock Code	Description	Size	Unit	RRP \$ Excl.	RRP \$ Incl.
3255	Fixing Tape	36mm x 25m	Roll	\$13.64	\$15.00
3259	Galvanised Fixing Profile	25m	Roll	\$117.27	\$129.00
3263	In Screed Cable Mesh	4.5m ²	Roll	\$68.18	\$75.00



thermoscreed

UNDERFLOOR HEATING



Thermoscreed In Screed Loose Wire Heating Single Control Thermostat Heating Kit

Kit Includes: Thermoscreed Cable, Fixing Tape, Programmable Thermostat (5220A), Floor Temperature Sensor, Sensor Conduit, Cable Monitor, Installation Guide with Warranty Form.

Stock Code	Area (m ²)	Length (m)	Output (W)	Resistance (Ω)	RRP \$ Excl.	RRP \$ Incl.
3050T	1.0 - 1.2	11.0	200	264.5	\$452.73	\$498.00
3051T	1.3 - 1.7	16.5	300	176.3	\$476.36	\$524.00
3052T	1.8 - 2.2	22.0	400	132.2	\$507.27	\$558.00
3053T	2.3 - 2.7	27.5	500	105.8	\$534.55	\$588.00
3054T	2.8 - 3.2	33.0	600	88.2	\$580.00	\$638.00
3055T	3.3 - 3.8	39.0	700	75.6	\$607.27	\$668.00
3056T	3.9 - 4.6	45.0	850	62.2	\$643.64	\$708.00
3057T	4.7 - 5.6	55.0	1000	52.9	\$689.09	\$758.00
3058T	5.7 - 6.8	69.0	1250	42.3	\$780.00	\$858.00
3059T	6.9 - 7.6	76.0	1375	38.5	\$843.64	\$928.00
3060T	7.7 - 9.4	94.0	1700	31.1	\$934.55	\$1,028.00
3061T	9.6 - 11.7	116.0	2100	25.2	\$989.09	\$1,088.00
3062T	11.8 - 14.4	144.0	2600	20.4	\$1,207.27	\$1,328.00
3063T	14.5 - 18.3	183.0	3300	16.0	\$1,561.82	\$1,718.00

Installation accessories

Stock Code	Description	Size	Unit	RRP \$ Excl.	RRP \$ Incl.
3255	Fixing Tape	36mm x 25m	Roll	\$13.64	\$15.00
3259	Galvanised Fixing Profile	25m	Roll	\$117.27	\$129.00
3263	In Screed Cable Mesh	4.5m ²	Roll	\$68.18	\$75.00



thermoscreed

UNDERFLOOR HEATING



Thermoscreed In Screed Loose Wire Heating Dual Control Thermostat Heating Kit

Thermoscreed TD Kits include the Thermotouch 4.3dC dual controller allowing you to control your floor heating and another Thermogroup appliance such as a heated towel rail and/or mirror demister all from a single controller.

Kit Includes: Thermoscreed Cable, Fixing Tape, Dual Control Thermostat (5245), Floor Temperature Sensor, Sensor Conduit, Cable Monitor, Installation Guide with Warranty Form.

Stock Code	Area (m ²)	Length (m)	Output (W)	Resistance (Ω)	RRP \$ Excl.	RRP \$ Incl.
3050TD	1.0 - 1.2	11.0	200	264.5	\$570.91	\$628.00
3051TD	1.3 - 1.7	16.5	300	176.3	\$594.55	\$654.00
3052TD	1.8 - 2.2	22.0	400	132.2	\$625.45	\$688.00
3053TD	2.3 - 2.7	27.5	500	105.8	\$652.73	\$718.00
3054TD	2.8 - 3.2	33.0	600	88.2	\$698.18	\$768.00
3055TD	3.3 - 3.8	39.0	700	75.6	\$725.45	\$798.00
3056TD	3.9 - 4.6	45.0	850	62.2	\$761.82	\$838.00
3057TD	4.7 - 5.6	55.0	1000	52.9	\$807.27	\$888.00
3058TD	5.7 - 6.8	69.0	1250	42.3	\$898.18	\$988.00
3059TD	6.9 - 7.6	76.0	1375	38.5	\$961.82	\$1,058.00
3060TD	7.7 - 9.4	94.0	1700	31.1	\$1,052.73	\$1,158.00
3061TD	9.6 - 11.7	116.0	2100	25.2	\$1,107.27	\$1,218.00
3062TD	11.8 - 14.4	144.0	2600	20.4	\$1,325.45	\$1,458.00
3063TD	14.5 - 18.3	183.0	3300	16.0	\$1,680.00	\$1,848.00



Heat (as opposed to hot air) travels equally in every direction meaning as much heat that travels up through your tiled floor also goes downwards. By placing an insulation layer under your floor heating the heat is driven back up through your floor and into your room giving you more warmth, quicker response time and reduced running costs. See the insulation section on pages 64-69 for more information.





thermofoil
UNDER LAMINATE HEATING FOIL

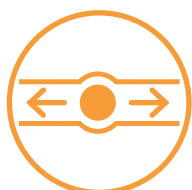
Thermofoil is an electric underfloor heating foil designed for floating laminate, carpet and engineered timber floor finishes.

Bring the luxury feeling of underfloor heating and the simplicity of an electric system to engineered timber, laminate and carpet floors.

**Lifetime
Warranty**


Lifetime Warranty

We are so confident in the quality of Thermofoil, that we give each system a warranty that lasts a Lifetime, with 3 year warranty on our Thermostats.



Efficient heat exchange foil

The double layer of foil in Thermofoil is specifically designed to protect the heating element and achieve an even spread of heat to the floor above.



Easy cut and return installation

The accessible cable loops are an example of Thermogroup's product innovation. They make cut and return installation quick and easy while protecting the heating element.



Continuous earth protection braid

Electrical safety is paramount and Thermofoil's continuous earth braid protection runs the entire length of the heating cable.



Minimal height build-up

The foil system is only 2.5mm thick with a low profile cold tail of only 4mm, which can be concealed within the insulation. Please note, the floor buildup will need to include underlay and overlay. These will increase your floor height build-up if an underlay and overlay is not already part of the floor build-up.



When installing under soft floor finishes such as carpet or engineered timber, please be sure to consult the floor finish manufacturer for guidance on compatibility and maximum temperature.



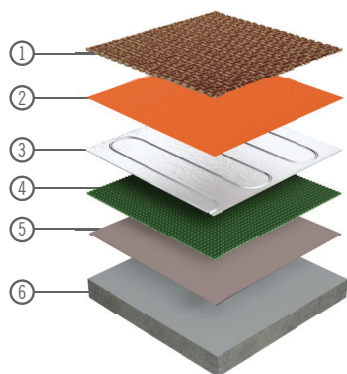
thermofoil

UNDER LAMINATE HEATING FOIL

Thermofoil floor build ups

Thermofoil is a versatile system that can be used in many different floor configurations.

Low TOG carpet finish on a concrete substrate



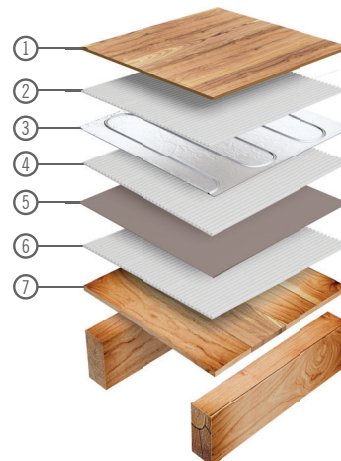
- ① Carpet (tog rating less than 2.5)
- ② Econosoft overlay (5421)
- ③ Thermofoil heating mat
- ④ Carpet Underlay
- ⑤ Optional Econosoft underlay (5400)
- ⑥ Concrete substrate

Floating timber floor solution



- ① Floating timber floor finish
- ② Econosoft overlay (5421)
- ③ Thermofoil heating mat
- ④ Econosoft underlay (5400)
- ⑤ Timber substrate

Fully bonded engineered timber solution



- ① Timber floor finish
- ② Marldon* adhesive
- ③ Thermofoil heating mat
- ④ Marldon* adhesive
- ⑤ Econosoft underlay (5400)
- ⑥ Marldon* adhesive
- ⑦ Timber substrate

*Marldon is a brand name of Havwood Accessories.


Thermofoil overlay and underlay accessories

Essential overlay and underlay systems for a long lasting floating heated floor construction.



5400 Econosoft Underlay

All Thermofoil installations require a cushioning underlay. Econosoft is a 5mm cushioning underlay that can be used for any Thermofoil installation. This can be substituted for a standard carpet or hard floor underlay.



5421 Econosoft Overlay

An essential cushioning overlay that also acts as a vapour and acoustic barrier and should be included above Thermofoil in every installation.





Electric under-laminate & under-carpet foil heating system


Thermofoil is the most advanced electric under laminate heating foil available. Innovations such as our exposed cable loops and continuous earth protection ensure an easy installation and total safety.

Stock Code	Size (m)	Area (m ²)	Output (W)	Resistance (Ω)	RRP \$ Excl.	RRP \$ Incl.
121402	2 x 0.5	1.0	140	337.9	\$262.73	\$289.00
121403	3 x 0.5	1.5	210	251.9	\$317.27	\$349.00
121404	4 x 0.5	2.0	280	188.9	\$344.55	\$379.00
121405	5 x 0.5	2.5	350	151.1	\$408.18	\$449.00
121406	6 x 0.5	3.0	420	126.0	\$453.64	\$499.00
121408	8 x 0.5	4.0	560	94.5	\$626.36	\$689.00
121410	10 x 0.5	5.0	700	75.6	\$726.36	\$799.00
121412	12 x 0.5	6.0	840	63.0	\$753.64	\$829.00
121414	14 x 0.5	7.0	980	53.9	\$817.27	\$899.00
121416	16 x 0.5	8.0	1120	47.2	\$908.18	\$999.00
121418	18 x 0.5	9.0	1260	41.9	\$1,044.55	\$1,149.00
121420	20 x 0.5	10.0	1400	37.8	\$1,235.45	\$1,359.00
121424	24 x 0.5	12.0	1680	31.5	\$1,362.73	\$1,499.00

Remember to order your chosen Thermofoil system, a Thermostat (see pages 52-59) and the suitable underlay and overlay for the floor build-up.

Installation accessories


Stock Code	Description	Size	Unit	RRP \$ Excl.	RRP \$ Incl.
5400	Econosoft Cushioning Underlay	1200 x 500 x 5mm	10 Pack (6m ²)	\$144.55	\$159.00
5421	Econosoft Overlay	10m x 1m	Roll (10m ²)	\$260.00	\$286.00





thermoslab

UNDERFLOOR HEATING



Versatile In Slab heating cable

Thermoslab is a brilliantly versatile, robust 7mm thick underfloor heating cable designed for use In Slab. Install the cable in the concrete slab of new builds to create an energy efficient thermal mass under your floor. To work out which heating cable is required, multiply the square metres of your area by 5 to give the required linear metres of cable.

Stock Code	Length (m)	Output (W)	Resistance (Ω)	RRP \$ Excl.	RRP \$ Incl.
3138	10	300	176.33	\$259.09	\$285.00
3139	20	600	88.17	\$317.27	\$349.00
3141 NEW	30	900	58.78	\$362.73	\$399.00
3142	37	1100	48.09	\$399.09	\$439.00
3145	50	1500	35.27	\$453.64	\$499.00
3147 NEW	60	1800	29.39	\$517.27	\$569.00
3148	67	2010	26.32	\$562.73	\$619.00
3152	84	2500	21.16	\$608.18	\$669.00
3155	100	3000	17.63	\$680.91	\$749.00
3156	112	3350	15.79	\$886.36	\$975.00
3158	134	4020	13.16	\$980.91	\$1,079.00
3160	150	4500	11.76	\$1,131.82	\$1,245.00
3161 NEW	170	5100	10.37	\$1,326.36	\$1,459.00
3163 NEW	185	5500	9.56	\$1,453.64	\$1,599.00
3164	200	6000	8.82	\$1,544.55	\$1,699.00
3257*	Pack of 100 Cable Ties - 140mm			\$8.18	\$9.00

*Allow 3 cable ties for every 1m of cable.



Thermoslab heating will take some time to heat up the slab however will then turn the slab into a thermal heat mass and slowly release this heat. Due to this, it is recommended that the slab heating is run during off-peak electricity times.

If you connect the slab heating to an off-peak electricity meter you will need to connect this to a manual thermostat so temperature settings are maintained when the power turns on and off. (see 5215/5216 - Page 59)

If you connect the slab heating to a time of use meter it is recommended to use a fully programmable thermostat and the set the program to run during off-peak times. (see Page 52-57)



Underfloor Heating FAQs

We have put together a range of answers to the most frequently asked questions about Underfloor Heating systems.

If you have a question that isn't answered here please give us a call.

What happens if it goes wrong or breaks under my floor?

There are no moving parts to an electric underfloor heating system and cable failures are extremely rare, if installed correctly. A damaged cable can usually be located and repaired with minimal disruption.

Can I join two or more heating cables or mats to fit a larger area?

No, the heating cables or mats cannot be joined together however two or more elements can be connected in parallel to one Thermostat.

When connecting multiple cables or mats you need to ensure that the total load does not exceed the total load of your thermostat.

Can I cut the heating cable if I have excess?

No - never. Cutting the heating cable will alter the resistance and cause the element to overheat. If you cut the cable by accident, please call our technical helpline for assistance.

Technical number is: 1300 989 464

How much does it cost to run an electric underfloor heating system?

Every system installation is different due to the insulation value of the property, type of flooring used and the level of insulation below the heating system. For estimated running costs see page 11.

Do I need a contactor/snubber?

Thermogroup thermostats have a max load of 16amps. If your system exceeds this total load you will require a suitably rated contactor and snubber to ensure a safe and functional circuit.

Can I extend or shorten the cold tail?

Yes! The low profile cold tail can be shortened or extended up to 50m with a suitably rated twin and earth cable. We recommend that connections are accessible.

Can I install Underfloor Heating in the shower?

If your shower floor is tiled, yes you can run the heating cables into the shower area as this helps to dry out the shower and prevent mould growth. It is recommended that you do not start or end in the shower.

What should I do if I have leftover heating cable?

You should always measure the room accurately and choose a system that covers the available heating area. If you do have extra cable you can run it around the edge of the room (Min. spacing 50mm), in the shower or up the walls (behind the tiles if tiling with a cement based flexible tile adhesive).

Is electric heating safe in bathrooms? What about the water?

It is perfectly safe to install all Thermogroup underfloor heating systems in the bathroom, except the Thermofoil system. Our Underfloor Heating systems are all protected to IP67 or higher ratings which mean they can be placed in any zone of a bathroom with no issues. The thermostat, however, should be installed after from water sources.

Do I need to use a special adhesive to fit tiles over underfloor heating?

You will need to use a cement based flexible tile adhesive, however there is a wide variety available so ask your manufacturer or tile retailer for guidance.

How do I control my underfloor heating system?

Every system should be connected to a Thermostat. You can have a simple, manual on/off version, but we recommend the use of a programmable heating thermostat with a heating schedule for total system control and greater efficiency.

Do I need to include thermal insulation as part of my floor?

We recommend the use of Econoboard insulation as it can halve running costs. The underfloor heating systems will still be able to work without the use of insulation however it will increase the heat up times and running costs.

Can underfloor heating be used as the primary heat source?

Yes, if you cover at least 80% of the floor area with the underfloor heating system, this can be used as the primary heat source in the room.



How long will it take for the floor to heat up?

Every situation is different due to the insulation value of the property, type of flooring used and the level of insulation below the heating system. For estimated heat up times see page 10.

What floor covering can I have on top of underfloor heating?

Underfloor Heating can be installed below almost any floor covering. There are different systems and build-ups for the different floor coverings so it is important to select the most suitable system. Refer to pages 14-15. We recommend you check with the flooring manufacturer to ensure your floor covering is compatible with floor heating.

How long should the floor heating be left on for?

The length of time depends on your lifestyle, the system used and the desired temperature. The heating needs to have at least 2-4 hours to heat up but will vary depending on the floor build-up. For more details see page 10.

Does floor heating cause any problems to the tiles or floor covering?

No - if installed correctly the floor heating does not affect the floor covering. For soft floor finishes, such as vinyl, carpet and engineered timber, consult the floor finish manufacturer for guidance on compatibility and maximum temperature.

Who installs underfloor heating?

Electrical regulations and laws differ in each state. Often the floor heating is installed by the electrician, tiler, builder or even the home owner. It is important to check local regulations relating to installing underfloor heating. The testing and wiring up of the floor heating needs to be completed by a qualified electrician.

Can you walk on the installed heating cables before the tiles are laid?

Whilst the cable is durable and will handle foot traffic we recommend reducing walking on unfinished floor surfaces to a minimum as a precaution. Avoid putting heavy objects with sharp edges (such as buckets of tile glue) down on the cable. Always ensure the mat monitor is installed and turned on.

Can I turn the heating on to make sure it heats up before the tiles are laid?

No. The heating cable needs to be enclosed in a cement layer to help spread the heat. Turning on the heating before the cement layer is applied will cause the cable to overheat and burn out. The heating cable needs to be tested by a qualified electrician to ensure no damage has occurred during installation.

Does underfloor heating require any maintenance?

No. An electric underfloor heating system does not have any parts that require maintenance. The Thermostat will need to be programmed to suit your lifestyle and you can adjust this when you wish to.

What is the difference between single and double conductor heating cables and mats?

A single conductor mat or cable has only one cold tail which needs to be connected to the Thermostat as opposed to a double conductor cable or mat which has a cold tail at both ends of the heating cable that needs to be connected to the thermostat. All of the Thermogroup underfloor heating cables have a single cold tail, making installation quicker and easier.

Can I use my floor heating on 'Off-Peak' electricity?

When using In Slab Heating, you can take advantage of the Off-Peak electricity tariff as heating the slab creates a thermal mass beneath your floor that allows for a slow continuous release of heat. Under Tile and In Screed heating systems have a more rapid heat up and cool down time, therefore are not suitable to be used with Off-Peak electricity.

Are there any special wiring requirements?

Your electrician will need to ensure that the amperage of the circuit is suitable for the size of the floor heating system that is being installed. The floor heating must also be installed on a RCD protected circuit.

Does the floor sensor have to be installed in the conduit?

We recommend the use of a conduit for the floor sensor so that in the event of a floor sensor failing or the Thermostat being upgraded, the floor sensor can be replaced without damaging the floor covering. If this is not possible we recommend installing a second floor sensor as a spare.

Is the underfloor heating installed above or below the waterproofing?

To ensure a fully waterproof substrate it is recommended to lay the floor heating over the waterproofing. In a screed application, where the waterproofing is on top of the screed, an In Screed heating system can be laid before the waterproofing.

What is the advantage of an In Screed system over an Under Tile system?


When floor heating is installed below the screed, it uses the screed as a heat bank, providing efficient heat in the room. It also provides a clear smooth substrate for the tiler to lay the tiles onto.



Underfloor Heating Warranty Information

Lifetime Warranty


The following products are covered by a Lifetime Cable Warranty:



**Thermonet 150W/m²
& 200W/m² System**



**Vario Loose
Wire System**



**Thermoscreed
Loose Wire System**



**Thermofoil
Underfloor Heating**



**Thermoslab
In Slab Heating**

The Thermogroup Lifetime Warranty guarantees the Underfloor Heating Cable will remain free from defects in workmanship and materials under normal use and maintenance, and is guaranteed to remain in full working order subject to conditions and limitations.

The cable is guaranteed for the Lifetime of the floor covering under which it is originally fitted.

Thermogroup Lifetime Warranties applies if:

- The product is registered within 60 days of installation; and
- Only if the heating cable has been properly earthed and protected by a Residual Current Device (RCD) at all times.

All Thermogroup lifetime warranties become void if the floor covering under which the heating cable is originally fitted is damaged, lifted, replaced, repaired or covered with additional layers of flooring.

The Thermogroup Lifetime Warranty does not cover accidental damage, including but not limited to damage caused by lifting, replacing, repairing the original covering laid after installation. The Thermogroup Lifetime Warranty does not cover damage caused during installation, tiling or installation of any floor covering. Therefore, it is important to adhere strictly to the installation guide provided and follow the full test procedure detailed in the installation guide before, during and after installation. Failure to do so will void the product warranty. Thermogroup are, in no event, liable for incidental or consequential damages, including but not limited to extra utility charges or damages to property.

Thermogroup are not held accountable for:

1. Damages or repairs as a result of incorrect installation or application.
2. Damages as a result of floods, fires, winds, lightning, accidents, corrosive atmosphere or any other conditions/situations deemed beyond the control of Thermogroup.
3. Use of incompatible components or accessories.
4. Products installed outside of Australia.
5. Normal maintenance and care procedures as described in the installation guide.
6. Parts not supplied or designated by Thermogroup.
7. Damages or repair required as a direct result of any improper maintenance, operation or servicing.
8. Failure to power up or start as a result of inadequate/interruption of electrical service.
9. Changes in the appearance of the product that do not directly affect the performance of the product.

Our goods come with guarantees that cannot be excluded under the Australian Consumer Law. You are entitled to a replacement or refund for a major failure and compensation for any other reasonably foreseeable loss or damage. You are also entitled to have the goods repaired or replaced if the goods fail to be of acceptable quality and the failure does not amount to a major failure.

For full details please refer to the relevant installation guide.



Thermostat Warranty Information

3 Year Warranty

The Thermotouch Thermostats are covered by a 3 Year replacement warranty. This covers the following products:



**5220A/5226A 7.6iG
Thermostat**



**5245/5246 4.3dC
Thermostat**



**5235W Wi-Fi Enabled
Thermostat**



**5215/5216 9.2mG
Thermostat**



**5250 Manual
Thermostat**

The Thermotouch 3 Year Warranty guarantees the Thermotouch Thermostat will remain free from defects in workmanship and materials under normal use and maintenance, and is guaranteed to remain in full working object subject to conditions and limitations.

The Thermotouch 3 Year Warranty does not cover accidental damage, including but not limited to damage caused by installation, removal or cleaning of the unit. Therefore, it is important to adhere strictly to the installation guide provided. Failure to do so will void the product warranty. Thermogroup are, in no event, liable for incidental or consequential damages, including but not limited to extra utility charges or damages to property.

Thermogroup are not held accountable for:

1. Damages or repairs as a result of incorrect installation or application.
2. Damages as a result of floods, fires, winds, lightning, accidents, corrosive atmosphere or any other conditions/situations deemed beyond the control of Thermogroup.
3. Use of incompatible components or accessories.
4. Products installed outside of Australia.
5. Normal maintenance and care procedures as described in the installation guide.
6. Parts not supplied or designated by Thermogroup.
7. Damages or repair required as a direct result of any improper maintenance, operation or servicing.
8. Failure to power up or start as a result of inadequate/interruption of electrical service.
9. Changes in the appearance of the product that do not directly affect the performance of the product.
10. Additional charges related to the replacement or repair of a replacement unit covered by the 3 Year warranty.

Our goods come with guarantees that cannot be excluded under the Australian Consumer Law. You are entitled to a replacement or refund for a major failure and compensation for any other reasonably foreseeable loss or damage. You are also entitled to have the goods repaired or replaced if the goods fail to be of acceptable quality and the failure does not amount to a major failure.

For full details please refer to the relevant installation guide.

Did you know?

In the spring, red maple trees grow new leaves to replace the leaves that they have shed in preparation for winter.

Underfloor Heating Thermostats have the same concept as red maples by knowing when to turn the heating on and off in a timely manner. This will make the room comfortable, warm and enjoyable at any time of day, during any weather.





Underfloor Heating Controls and Accessories





Efficient heating controls help you save money

Our thermostats provide accurate floor and ambient temperature control combined with a heating schedule that only heats when you need it and helps to reduce your running costs.

-  Create an on demand heating schedule to provide heat only when you need it
-  Accurate ambient and floor sensors for total control over your heating system
-  Easy installation into the mains electricity supply
-  Conduit provided for floor sensor installation
-  Range of models available to suit your home interior
-  Dual relay Thermotouch 4.3dC designed to control floor heating and an additional appliance
-  WiFi Enabled Thermotouch designed to allow for total control even when away from home



thermotouch

INTELLIGENT HEATING CONTROLS


Have full control over your electric underfloor heating system with the Thermotouch fully programmable glass thermostat

Thermotouch 7.6iG, 7 day programmable thermostats are available in an ice white or piano black glass fascia.




Fully programmable

The Thermotouch 7.6iG Programmable Thermostat features a 7 day, 6 event heating schedule including 6 heating events on every day of the week.



Portrait or landscape mounting

Thermotouch 7.6iG is supplied with a portrait backing plate as standard. However, if required, you can purchase the landscape mounting plate.



Sensor mode

Thermotouch 7.6iG is supplied with a floor sensor probe and an option for using an ambient sensor to ensure total control over your heating system.



Manual mode

Thermotouch 7.6iG also features a simple to use manual function that allows you to manually control the temperature of your underfloor heating.

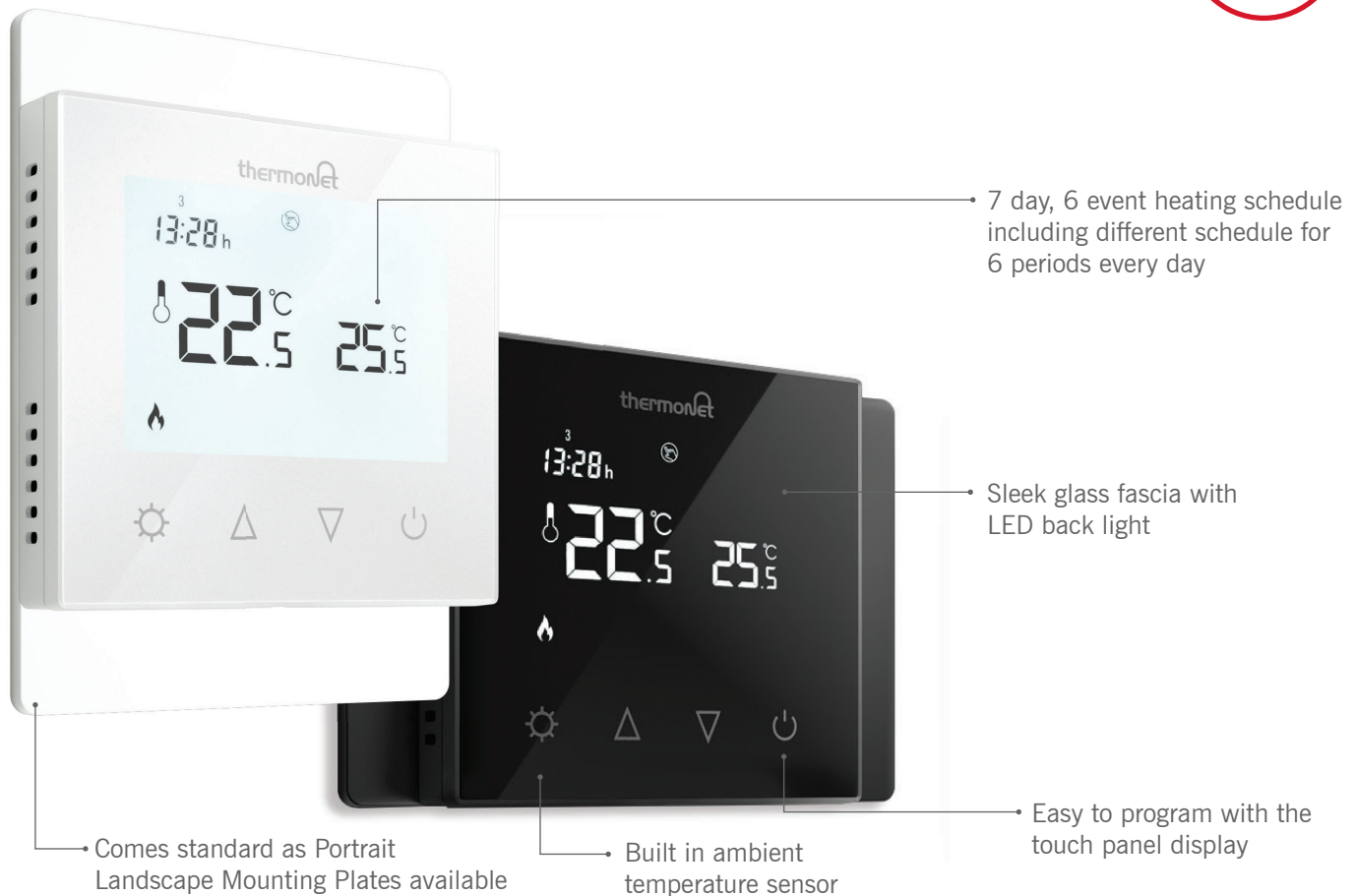


thermotouch

INTELLIGENT HEATING CONTROLS

THREE YEARS WARRANTY

3



Thermotouch 7.6iG Glass Programmable Thermostat

The 7.6iG Glass Programmable Thermostat features a 7 day, 6 event heating schedule including 6 heating events on every day of the week. The piano black and ice white glass fascias and clean lines are a perfect match for any modern interior.

Stock Code	Colour	Size W x H x D (mm)	IP Rating	Max Load	RRP \$ Excl.	RRP \$ Incl.
5220A*	Ice White	85 x 115 x 46 (26mm in wall)	IP30	16A	\$271.82	\$299.00
5226A	Piano Black	85 x 115 x 46 (26mm in wall)	IP30	16A	\$271.82	\$299.00

Stock Code	Accessories	Size W x H x D (mm)	RRP \$ Excl.	RRP \$ Incl.
5221	White Landscape Mounting Plate	115 x 86 x 5	\$22.73	\$25.00
5223	Black Landscape Mounting Plate	115 x 86 x 5	\$22.73	\$25.00

*5220A Thermostat included as standard in all Underfloor Heating T-Kits - pages 19, 27, 30 and 36.

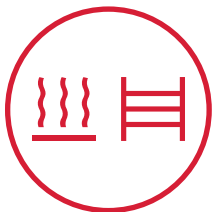


thermotouch

DUAL CONTROL SYSTEM

Thermotouch 4.3dC is a dual thermostat that can control your underfloor heating and electric towel rail or mirror demister.

Thermotouch has been designed to deliver an easy to use electric underfloor heating thermostat that has all the functionality required yet is simple to operate.



Dual relay controls

Thermotouch 4.3dC features two independent relays which allows you to control your underfloor heating and towel rail on separate on/off heating schedules.




Economical heating schedule

Set up an energy efficient, on demand heating schedule for your underfloor heating and an optional additional appliance.



Smart boost settings

Temporarily override your heating schedule until the next scheduled time for the underfloor heating and for up to four hours on your heated towel rail. The Thermotouch will then revert back to your heating schedule.



Multiple sensor compatibility

Thermotouch 4.3dC is compatible with the most popular floor sensor probes on the market, making it suitable to upgrade your current thermostat.



Flexible Heating Schedule

Set up a different schedule for every day of the week or have them all the same.



thermotouch

DUAL CONTROL SYSTEM

THREE YEARS WARRANTY

3



Control your underfloor heating and towel rail from one thermostat

Control your electric underfloor heating and an additional appliance, such as an electric heated towel rail or mirror demister. The second relay operates an independent timer allowing separate heating schedules.

Stock Code	Colour	Size W x H x D (mm)	IP Rating	Max Combined Load	RRP \$ Excl.	RRP \$ Incl.
5245*	Ice White	129 x 88 x 48 (31mm in wall)	IP30	20A	\$390.00	\$429.00
5246	Satin Black	129 x 88 x 48 (31mm in wall)	IP30	20A	\$390.00	\$429.00

* 5245 Thermostat included as standard in all Underfloor Heating TD-Kits - See pages 20, 31, and 37.

View Thermorail Heated Towel Rail Timers on pages 116-117.

thermotouch

INTELLIGENT HEATING CONTROLS

An Underfloor Heating thermostat that allows you to control your electric Underfloor Heating system remotely

Thermotouch 5235W allows you to control your Underfloor Heating either via the colour touch screen or remotely through an app on your smart phone.



Wi-Fi Enabled - Control from anywhere

Control your underfloor heating from anywhere via your smartphone*. Control from your apple or android smartphone with the SWATT app.

*Internet connection required



Control multiple thermostats from one app

The SWATT app allows you to control multiple thermostats on one app. This effectively allows you to control all the thermostats in your home via the one portal delivering effortless control.



Multi User Control

As well as having multiple thermostats controlled by one app, you can also connect up multiple users to the one app login. This means all your family members or coworkers can login to the one account to control the same thermostats via the app.




Multiple Heating Modes

The 5235W features several different heating modes to give you the ultimate control over your heating.



Fully programmable

The Wi-Fi thermostat is fully programmable both via the app and on the thermostat unit. This allows you to create your own personalised heating schedule based around your lifestyle and desired comfort levels.



Portrait or landscape mounting

The mounting plate on the 5235W allows it to be mounted horizontally or vertically to suit a standard Australian electrical backing plate



thermotouch

INTELLIGENT HEATING CONTROLS



Thermotouch Wi-Fi Programmable Thermostat

Thermotouch 5235W allows you to control your Underfloor Heating either via the colour touch screen or remotely through an app on your smart phone. The thermostat can be mounted landscape or portrait and the sleek design is a perfect match for any room.

Stock Code	Colour	Size W x H x D (mm)	IP Rating	Max Load	RRP \$ Excl.	RRP \$ Incl.
5235W	White	84 x 115 x 40 (22mm in wall)	IP21	16A	\$390.00	\$429.00





thermotouch

INTELLIGENT HEATING CONTROLS


Thermotouch 9.2mG Glass Manual Thermostats offer simple on/off temperature control for your underfloor heating.

Thermotouch 9.2mG Glass Manual Thermostats are used when only an on/off function is required to control the floor temperature.



Manual control

Thermotouch 9.2mG features a simple to use manual function that allows you to manually control the temperature of your underfloor heating.



Sensor mode

Thermotouch 9.2mG is supplied with a floor sensor probe and an option for using an ambient sensor to ensure total control over your heating system.



Back Box Supplied

Supplied back box for use with plaster walls for ease of installation. Please note, the thermostat is designed for a EU backbox and does not fit a standard Australian backing plate.



Use with Home Automation

Thermotouch 9.2mG has the function to be set to “On as Before”, allowing you to set your comfort level and use it with off-peak electricity or Home Automation systems.

thermoslab
UNDERFLOOR HEATING

Ideal for use with Thermoslab - page 43



In Slab heating

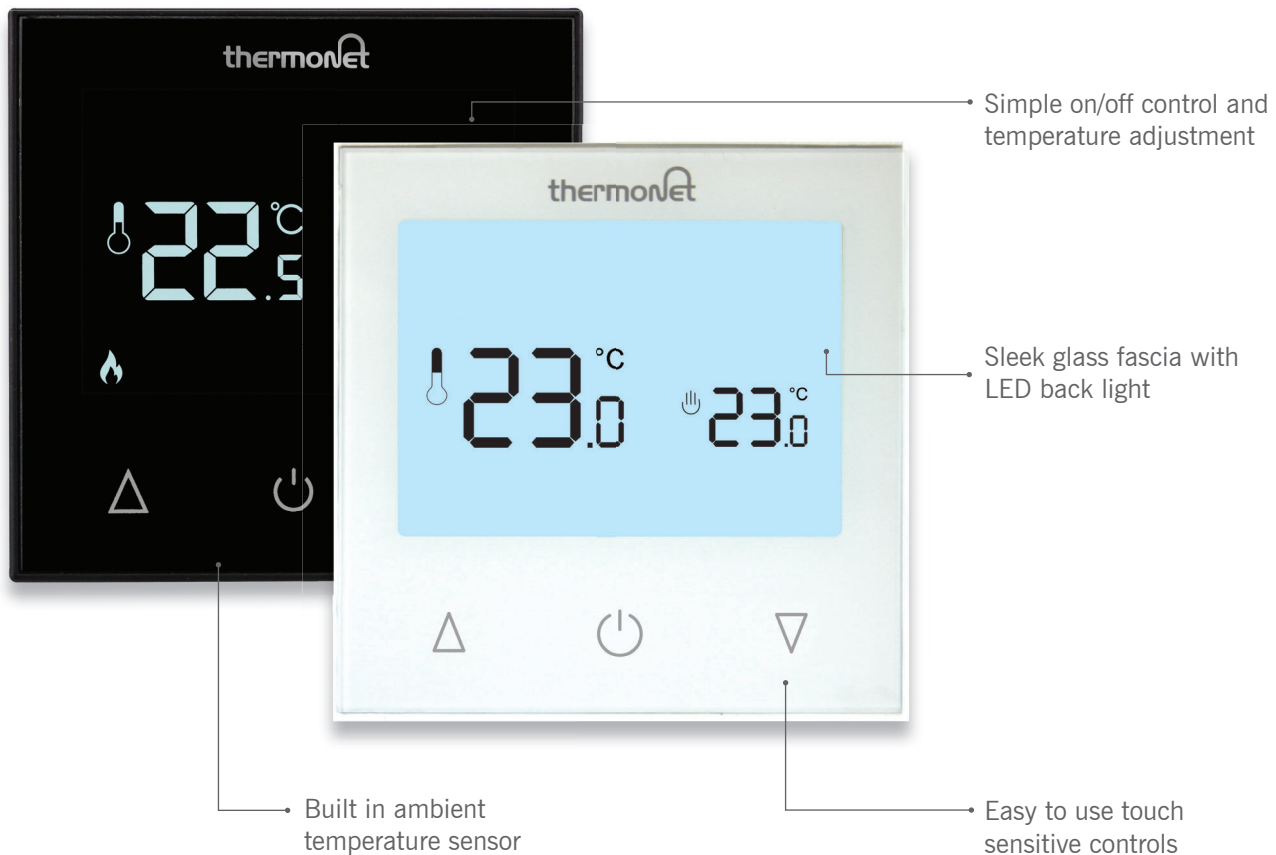


Efficient storage heating



thermotouch
INTELLIGENT HEATING CONTROLS

THREE YEARS WARRANTY
3



Thermotouch 9.2mG Glass Manual Thermostat

The 9.2mG Manual Thermostat benefits from simple on/off controls and easy temperature adjustment. There are also some advanced settings including temperature limits and an ambient temperature sensor.

Stock Code	Colour	Size W x H x D (mm)	IP Rating	Max Load	RRP \$ Excl.	RRP \$ Incl.
5215	White Glass	85 x 85 x 46 (31mm in wall)	IP30	16A	\$226.36	\$249.00
5216	Black Glass	85 x 85 x 46 (31mm in wall)	IP30	16A	\$226.36	\$249.00



Electrical accessories



6025
UFH Cable Monitor
For installation monitoring
Supplied with every kit purchased



6026
Spray Adhesive
Useful for matting and loose wire installations



5266
Floor Sensor Probe
Supplied with every Thermostat and is designed to provide accurate floor temperature control



5279 / 5280 / 5286
25A / 40A / 63A Contactor and Snubber
Used to switch loads greater than 16 amps



5250
Manual Thermostat
Designed for use with off-peak electricity
Floor Sensing only



5270
Slimline Repair Kit
To extend cold tail or repair underfloor heating cables (Professional use only)

Stock Code	Description	Unit	RRP \$ Excl.	RRP \$ Incl.
6025	Mat Monitor	ea	\$35.45	\$39.00
6026	Spray Adhesive 500ml (10m ²)	ea	\$39.09	\$43.00
5266	Thermostat Floor Sensor 10k Ω	ea	\$31.82	\$35.00
5269	Thermostat Floor Sensor 12k Ω (5235W Only)	ea	\$31.82	\$35.00
5267	Flexible Floor Conduit	1.8 Lm	\$25.45	\$28.00
5279	25Amp Contactor with Snubber	ea	\$171.82	\$189.00
5280	40Amp Contactor with Snubber	ea	\$268.18	\$295.00
5286	63Amp Contactor with Snubber	ea	\$313.64	\$345.00
5281	Snubber for use with Contactors	ea	\$30.00	\$33.00
5250	Manual Thermostat 16A Max Load	ea	\$180.91	\$199.00
5270	Slimline Repair Kit	ea	\$31.82	\$35.00
6994	Plastic Thermostat Back Box	ea	\$17.27	\$19.00
5412	Cold Tail Extension Wire	Lm	\$13.64	\$15.00



Thermostat FAQs

We have put together a range of answers to the most frequently asked questions about Underfloor Heating Controllers.

If you have a question that isn't answered here, please give us a call.

What is a floor sensor?

A floor sensor is a small probe that is installed beneath the floor, between two runs of heating cable. This is connected to the Thermostat and gives an accurate reading of the floor temperature.

What temperature should I set my underfloor heating at?

Every situation is different however it is recommended to set your underfloor heating to 24°C to begin with. After testing for several days, increase or decrease the temperature to find your comfort temperature. Please note a decrease of 1°C may not affect the comfort or warmth of the floor enough to make it noticeable but can help to reduce running costs.

What is a contactor & snubber? Do I need to use one?

Thermogroup Thermostats have a max load of 16Amps. If your system exceeds this total load, you will require a suitably rated contactor/snubber to ensure a safe and functional circuit. A contactor is designed to switch these larger loads. A snubber must be used as this absorbs any electrical surges that could disrupt the memory of the thermostat.

Can I control multiple zones with one controller?

No, each zone that you want to have individual control over needs to have it's own separate controller.

What is an Eco Temperature?

The Eco temperature is a lower temperature that is set for the 'Off' period on the Thermostat. This is normally set at a temperature between 15-18°C. This means that the heating will still come on if the temperature drops below this, even during an 'Off' period, ensuring the floor heating will not be trying to heat from freezing for each 'On' period.

How much does it cost to run an electric underfloor heating system?

Every system is different because of the insulation value of the property, type of flooring used and the level of insulation below the heating system. For estimated running costs see page 11.

Do I need to purchase a floor sensor?

No, every Thermostat is supplied with a compatible floor sensor so this does not need to be purchased separately.

What is the difference between an underfloor heating controller and a towel rail controller?

An underfloor heating controller (Thermostat) allows you to have control over the temperature of your floor whereas a towel rail controller is only a timing device (On/Off) and does not allow for any control over the temperature.

Can I control my underfloor heating using C-Bus?

Yes, ensure that you purchase one of the manual thermostats (5215/5216 see page 59 or 5250 see page 60) with your underfloor heating and this can be connected to and controlled by your C-Bus system.

Can I control my underfloor heating and towel rail from one controller?

Yes, with our Thermotouch 4.3dC dual control thermostat, you can individually control both your underfloor heating and towel rail from the single controller. See page 55.

What is the flexible conduit for? Do I need to install it?

We recommend that the floor sensor is installed in the flexible conduit so that if the floor sensor fails or if you choose to upgrade your thermostat later the floor sensor can be removed and replaced without damaging the floor covering.

Did you know?

Wool hair fibres act as an insulator to trap the air and keep the sheep warm by stopping any of the sheeps body warmth escaping.

Insulation boards trap air in the same way creating an insulation barrier to stop heat loss downwards and keep the room warm.





Insulation



ECONOBOARD

THERMAL INSULATION BOARDS

Insulation Boards for Underfloor Heating

Using the correct Insulation Board is vital for an efficient electric underfloor heating system as it minimises downward heat loss and reduces your running costs by up to 50%




Uncoated boards for concrete substrates and under tile heating

For more details see pages 68-69



Coated tile backer boards for timber substrates and wetrooms

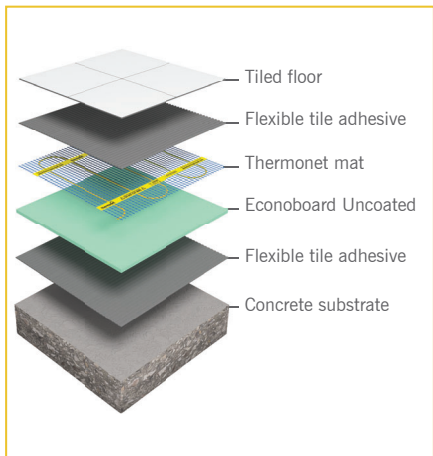
For more details see pages 66-67



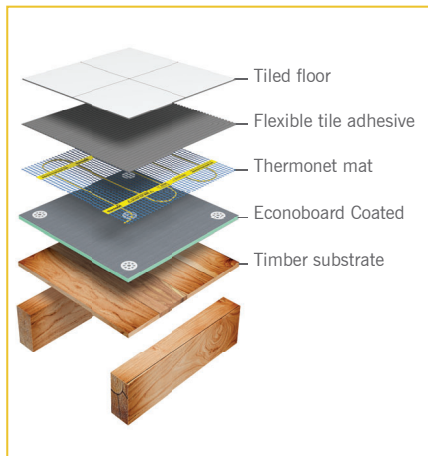
Econosoft Underlay for floating floor build ups and timber flooring

For more details see page 71

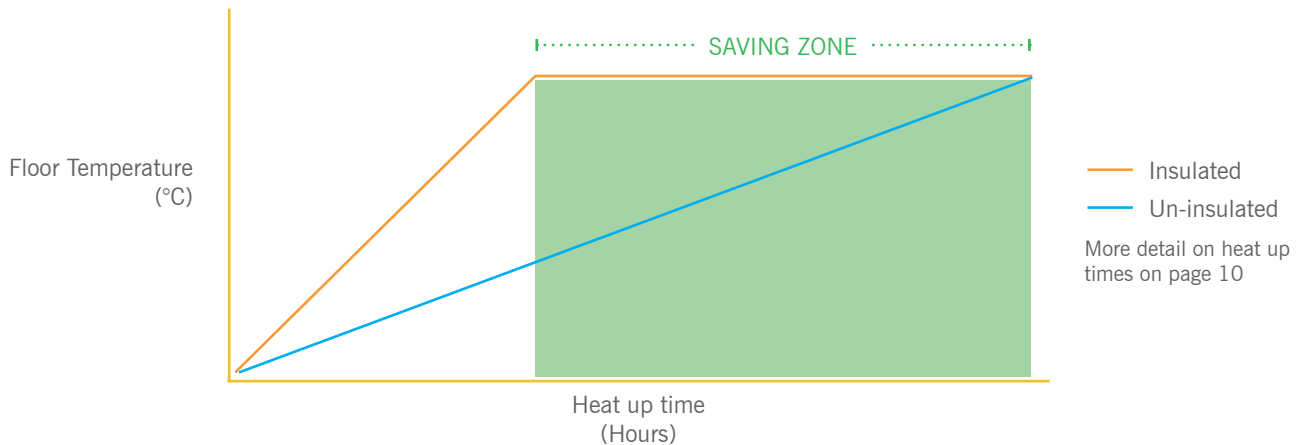

Typical concrete floor build up



Typical timber floor build up



Typical floating floor build up





econoboard

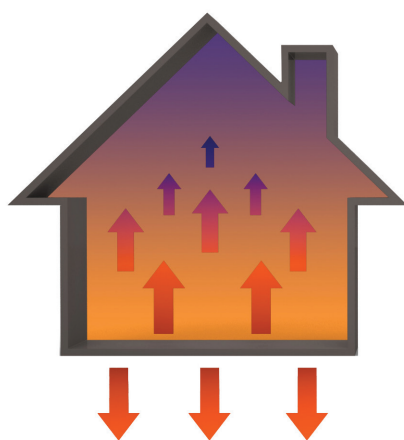
THERMAL INSULATION BOARDS

Key benefits of Econoboard insulation

Econoboard insulation is essential for an energy efficient electric underfloor heating system. A layer of Econoboard will help prevent heat loss into the substrate and ensure faster heat up times, as well as providing a stable, flat substrate for underfloor heating.

- ✔ Improve the efficiency of electric underfloor heating by up to 50%
- ✔ 100% moisture resistant and rot proof
- ✔ Minimal heat loss into the substrate and faster heat up times
- ✔ Easy to install - cuts with regular hand tools
- ✔ Can be installed on floors and walls
- ✔ Coated boards improve lateral and flexural stability to timber floors
- ✔ Econoboard is warranted against material defects for the lifetime of the original floor covering under which it is installed


Without insulation



Heat loss into the substrate

Without insulation boards, heat energy is lost into the substrate before radiating up through the floor into the room. This is wasted energy.

With insulation




Improved efficiency and comfort
Econoboard reflects the heat energy up through the floor, resulting in increased efficiency and much lower running costs.



econoboard

THERMAL INSULATION BOARDS



Econoboard Coated Insulation Boards

Manufactured using a high-density extruded polystyrene core with a polymer modified, fiber reinforced cement coating on both sides. Adds rigidity, strength and thermal insulation to timber substrates.





econoboard

THERMAL INSULATION BOARDS

Installation overview

Using Econoboard Coated and our range of fixing accessories quickly creates an ideal, stable substrate for tile adhesive and underfloor heating. It can be used on floors and walls and is 100% rot proof which makes it ideal for use in bathrooms and wetrooms.



1. Ensure the timber substrate is secure and free from dust and any debris.
2. Cut boards to size with a sharp blade and position over the floor area in an offset brick pattern.
3. Fix in position using fixing screws and washers at 300mm centres (10 washers per board).

Stock Code	Thickness (mm)	Board Size (m)	Board Area (m ²)	Pack Quantity	Pack Area (m ²)	R value m ² k/w	RRP \$ Excl.	RRP \$ Incl.
6106	6	1.2 x 0.6	0.72	8	5.76	0.15	\$271.82	\$299.00
6110	10	1.2 x 0.6	0.72	6	4.32	0.27	\$271.82	\$299.00

The Fixing Washers and Screws are used to secure the boards to a timber substrate. Econoboard Reinforcing Tape (6015) is used to seal joints in the boards to assist with waterproofing over the boards.

Accessories


Stock Code	Description	Unit	RRP \$ Excl.	RRP \$ Incl.
6015	100mm Reinforcing Tape 25m roll*	ea	\$53.64	\$59.00
6016	Zinc Fixing Washers (35mm) **	pk 100	\$42.73	\$47.00
6022	Fixing Washers (32mm) and Screws **	pk 100	\$44.55	\$49.00

*Allow 2m of Tape per board

**Allow 10 washers/screws per board



6015 Reinforcing Tape



6016 Zinc Fixing Washers




6022 Fixing Washers and Screws



econoboard

THERMAL INSULATION BOARDS



Econoboard Thermal Insulation

Cost effective thermal insulation board for concrete and screed substrates. Improves insulation and reduces heat loss into the substrate. Available in 6mm or 10mm boards, Econoboard gives you maximum insulation with a minimal height build up - ideal for refurbishment applications.






econoboard

THERMAL INSULATION BOARDS

Installation overview

Solid concrete floors and screeds absorb the cold and damp from below. Econoboard should be used before tiling to inhibit moisture and prevent heat loss into the substrate. Econoboard is 100% rot proof and ideal for use in bathrooms and wetrooms.

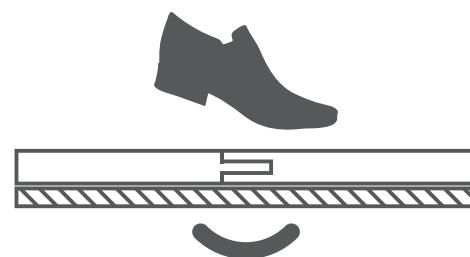



1. Ensure the concrete substrate is free from dust and any debris.
2. Mix tile adhesive according to manufacturer guidelines and spread on substrate with a notched trowel. Ensure the adhesive has the correct moisture level and the boards are laid before the glue skins.
3. Place in an offset brick pattern and fix in position by pressing the boards firmly into the adhesive.

Stock Code	Thickness (mm)	Board Size (m)	Board Area (m ²)	Pack Quantity	Pack Area (m ²)	R value m ² k/w	RRP \$ Excl.	RRP \$ Incl.
6012	6	1.2 x 0.6	0.72	20	14.4	0.18	\$417.27	\$459.00
6014	10	1.2 x 0.6	0.72	10	7.2	0.3	\$308.18	\$339.00

Econoboard Uncoated Acoustic Properties

Econoboard Uncoated Insulation boards will help to absorb impact sound resulting in decreased noise pollution, reducing impact by up to 20dB!








Overlay and Underlay solutions

Every Thermofoil system requires a layer of Underlay and Overlay. The Econosoft Underlay (5400) and Econosoft Overlay (5421) can be used for this purpose. Econosoft overlay reduces sound by 19dB.



5400
Econosoft Cushioning Underlay

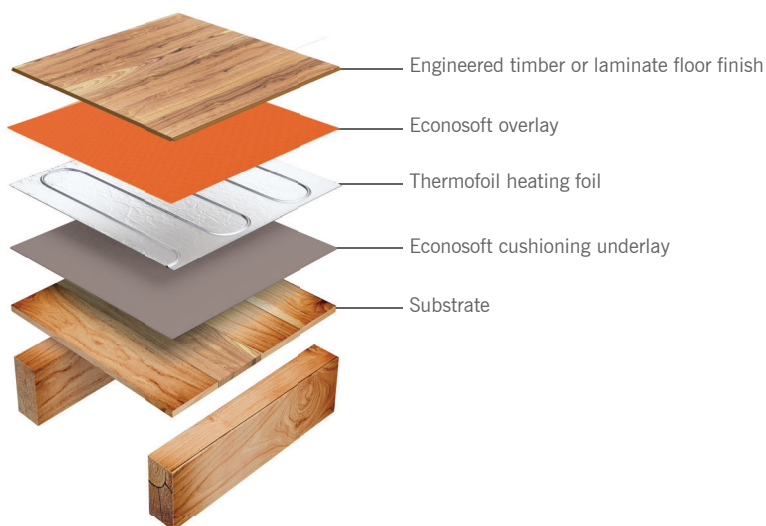
All Thermofoil installations require a cushioning underlay. Econosoft is a 5mm cushioning underlay that can be used for any Thermofoil installation. This can be substituted for a standard carpet or hard floor underlay.



5421
Econosoft Overlay

An essential cushioning overlay that also acts as a vapour and acoustic barrier and should be included above Thermofoil in every installation.

Stock Code	Description	Size	Unit	RRP \$ Excl.	RRP \$ Incl.
5400	Econosoft Cushioning Underlay	1200 x 500 x 5mm	10 Pack (6m ²)	\$144.55	\$159.00
5421	Econosoft Overlay	10m x 1m	Roll (10m ²)	\$260.00	\$286.00



Did you know?

It can take between 10 and 15 minutes to start a fire with sticks and then another hour for the fire to reach full heat output.

You can enjoy instant warmth and heat at any time of year with a room heater, providing warmth with the flick of a switch.





Space Heating



Model Shown: TF1800

TF1800 Fan Heater






The Thermofan TF1800 boasts intelligent energy saving controls, and its slimline design and touchscreen controls make it a perfect addition to any modern home. The TF1800 is fully programmable, allowing you to set when you want it on every day of the week and at your desired temperature.

Alternatively, the manual mode can be selected which allows you to set your comfort temperature and the Thermofan will heat as required, using the presence sensor to maintain this temperature. The presence sensor is designed to reduce energy consumption as it automatically lowers the temperature when no-one is detected in the room and comes back to the set comfort temperature when movement is detected again.

Stock Code	Size (mm)	Output (W)	Room Size (m ²)	IP Rating	RRP \$ Excl.	RRP \$ Incl.
TF1800	H450 x W270 x D110	1800	Up to 15	IP24	\$444.55	\$489.00


Wiring Method	Standard as Plug-in Hardwired optional
Ease of Operation	Complex
Programming Option	Fully Programmable with Touchscreen controls
Warranty	2yrs
Finish Colour	White with Grey surround

Ideal Applications:

-  Bathrooms
-  Office
-  Busy lifestyles – provides full programming flexibility



TF2400 Fan Heater



The Thermofan TF2400 is a compact and sleek down flow heater available in a stainless steel or white finish. The unit features a metal case which is built to last and is operated by a pull switch.

The fan heater provides an instant heat source with low noise level, helping to rapidly warm any room in the home.

The TF2400 unit is simple and quick to install on a wall, ideal for above doorways, and comes pre-fitted with a lead and 3-pin plug or can be hardwired if required.

Stock Code	Colour	Size (mm)	Output (W)	Room Size (m ²)	IP Rating	RRP \$ Excl.	RRP \$ Incl.
TF2400S	Stainless Steel	H200 x W270 x D110	2200 - 2400	Up to 16	IPX0	\$217.27	\$239.00
TF2400W	White	H200 x W270 x D110	2200 - 2400	Up to 16	IPX0	\$217.27	\$239.00

Wiring Method	Standard as Plug-in Hardwired optional
Ease of Operation	Simple
Programming Option	Pull Cord On/Off Switch
Warranty	2yrs
Finish Colour	Stainless Steel (TF2400S) White (TF2400W)

Ideal Applications:

- Bathrooms
- Hotels
- Classrooms
- High-wall Mounting



Heated Carpet Mat

Add the warm feeling of underfloor heating to your home or office without having to replace your floor.

Thermomat heated carpet mats are a simple plug-in heat mat ideal for use under your desk, controlled by a foot operated switch on the cord (1.8m long cord).



Stock Code	Size (mm)	Output (W)	Colour	RRP \$ Excl.	RRP \$ Incl.
6050	W600 x D400 x H10	75	Anthracite	\$180.91	\$199.00

Space Heating Warranty Information

2 Year Warranty

Thermofan Fan Heaters are covered by a replacement warranty where there is a fault caused by manufacture, materials or workmanship providing the goods have been installed correctly and according to installation instructions. The warranty only covers the faults and problems as developed from the manufacturer’s errors, and any damage caused by improper use, carelessness or incorrect wiring is not covered.

The Thermomat heated carpet mats are covered by a 2 Year replacement warranty. This covers the electrical components but does not warrant against damage caused by wear or tear.

Product	Page number
Thermofan Heaters	Pages 75-76
Thermomat Carpet Mat Heater	Page 77

Our goods come with guarantees that cannot be excluded under the Australian Consumer Law. You are entitled to a replacement or refund for a major failure and compensation for any other reasonably foreseeable loss or damage. You are also entitled to have the goods repaired or replaced if the goods fail to be of acceptable quality and the failure does not amount to a major failure.

Did you know?

Arctic and Antarctic birds and mammals such as penguins, whales, bears, and seals are warm-blooded animals known as endotherms.

Endotherms generate their warmth internally to maintain a temperature of 35-42 degrees, helping keep them warm in the cold climate.

That's the same as a Heated Towel Rail, which is warmed by the element inside it to keep your towels warm and dry all year round.





Heated Towel Rails






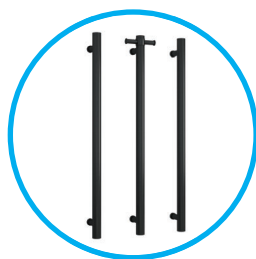
Thermorail Heated Towel Rails transform your bathroom with the comfort and luxury of warm, dry towels.

When you are looking to add that little bit extra to your bathroom design, there is sure to be something that suits you from our extensive rail range.

Available styles...




**12Volt
Single Bar Range**
Page 84-86



**12Volt
Vertical Bar Range**
Page 89-90



**12Volt
Ladder Range**
Page 91



**Polished Stainless Steel
Ladder Range**
Page 94-101



**Matt Black
Ladder Range**
Page 103



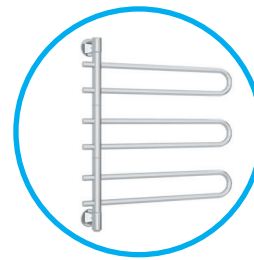
**Brushed Stainless Steel
Ladder Range**
Page 105



**Coloured
Ladder Range**
Page 107



**Plated
Ladder Range**
Page 109



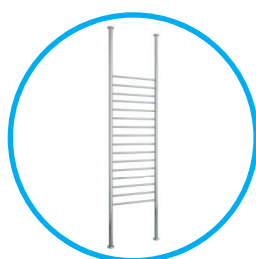
**Swivel
Ladder Range**
Page 111



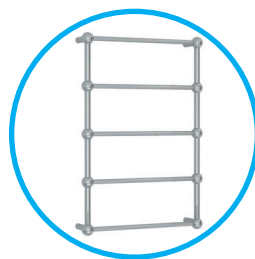
**Switched
Ladder Range**
Page 112




**Freestanding
Ladder Range**
Page 113




Floor-to-Ceiling Range
Page 114



Heritage Ladder Range
Page 115



Non-Heated Range
Page 118-121



Jeeves Range
Page 124-127



Model Shown: DSS6B x 3




12V

Low Voltage

All the rails in this range have low voltage enabling them to be safely located anywhere in your bathroom or wet areas which allows you to have full flexibility with your bathroom design. See page 132 for electrical zoning.



12V 240V

Transformer Included

All of the Thermorail 12Volt range come with a 12Volt transformer meaning the only additional electrical item you require is a switch or timer to control the rail.



Energy Efficient Element

The Thermorail range is designed to run on the lowest wattage possible without compromising comfort and the fast response heating means you only have the rail on when you really need it.



Concealed Dry Electric Element

All of the 12Volt ladder rails have a dry electric element that can be concealed wired on either the left or right-hand side of the rail while the vertical bars can be concealed wired at the top or bottom of the rail. Single Bar rails come as standard with right-hand side wiring, left-hand wiring is available upon request.




Use the second relay on the Thermtouch 4.3dC to control your electric heated towel rail. This allows you to set up individual heating schedules for your Floor Heating and your Towel Rail all on the single controller! More information on page 117.



12 Volt Transformer

- ✔ Supplied Free with 12Volt Rails
- ✔ Rails to be wired in parallel
- ✔ 1 Year Warranty on transformer


Model Shown: DSR6 x 3
 Rails are sold individually.
 Rails are recommended to be installed in a set of 3+



DSR6

- ✔ W632 x H32 x D100mm
- ✔ Round Profile
- ✔ Polished Stainless Steel
- ✔ 18 Watt Output
- ✔ 10 Year Warranty


Stock Code	RRP \$ Excl.	RRP \$ Incl.
DSR6	\$204.55	\$225.00



DSR6B

- ✔ W632 x H32 x D100mm
- ✔ Round Profile
- ✔ Matt Black Powder Coated
- ✔ 18 Watt Output
- ✔ 7 Year Warranty

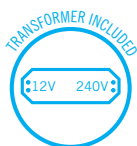
Stock Code	RRP \$ Excl.	RRP \$ Incl.
DSR6B	\$226.36	\$249.00



DSR6BR

- ✔ W632 x H32 x D100mm
- ✔ Round Profile
- ✔ Brushed Stainless Steel
- ✔ 18 Watt Output
- ✔ 7 Year Warranty

Stock Code	RRP \$ Excl.	RRP \$ Incl.
DSR6BR	\$226.36	\$249.00






12V Single Bar Range



DSR6W

- ✔ W632 x H32 x D100mm
- ✔ Round Profile
- ✔ Satin White Powder Coated
- ✔ 18 Watt Output
- ✔ 7 Year Warranty


Stock Code	RRP \$ Excl.	RRP \$ Incl.
DSR6W	\$226.36	\$249.00



DSR6GM

- ✔ W632 x H32 x D100mm
- ✔ Round Profile
- ✔ Gun Metal Plated
- ✔ 18 Watt Output
- ✔ 7 Year Warranty


Stock Code	RRP \$ Excl.	RRP \$ Incl.
DSR6GM	\$299.09	\$329.00



DSR6BG

- ✔ W632 x H32 x D100mm
- ✔ Round Profile
- ✔ Brushed Gold Plated
- ✔ 18 Watt Output
- ✔ 7 Year Warranty


Stock Code	RRP \$ Excl.	RRP \$ Incl.
DSR6BG	\$299.09	\$329.00



DSR6RG

- ✔ W632 x H32 x D100mm
- ✔ Round Profile
- ✔ Rose Gold Plated
- ✔ 18 Watt Output
- ✔ 7 Year Warranty


Stock Code	RRP \$ Excl.	RRP \$ Incl.
DSR6RG	\$299.09	\$329.00



DSR8

- ✔ W832 x H32 x D100mm
- ✔ Round Profile
- ✔ Polished Stainless Steel
- ✔ 23 Watt Output
- ✔ 10 Year Warranty


Stock Code	RRP \$ Excl.	RRP \$ Incl.
DSR8	\$253.64	\$279.00



DSR8B

- ✔ W832 x H32 x D100mm
- ✔ Round Profile
- ✔ Matt Black Powder Coated
- ✔ 23 Watt Output
- ✔ 7 Year Warranty


Stock Code	RRP \$ Excl.	RRP \$ Incl.
DSR8B	\$271.82	\$299.00



DSR8BR

- ✔ W832 x H32 x D100mm
- ✔ Round Profile
- ✔ Brushed Stainless Steel
- ✔ 23 Watt Output
- ✔ 7 Year Warranty


Stock Code	RRP \$ Excl.	RRP \$ Incl.
DSR8BR	\$271.82	\$299.00



DSR8GM

- ✔ W832 x H32 x D100mm
- ✔ Round Profile
- ✔ Gun Metal Plated
- ✔ 23 Watt Output
- ✔ 7 Year Warranty

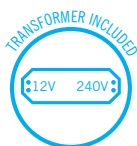
Stock Code	RRP \$ Excl.	RRP \$ Incl.
DSR8GM	\$362.73	\$399.00



DSR8BG


- ✔ W832 x H32 x D100mm
- ✔ Round Profile
- ✔ Brushed Gold Plated
- ✔ 23 Watt Output
- ✔ 7 Year Warranty

Stock Code	RRP \$ Excl.	RRP \$ Incl.
DSR8BG	\$362.73	\$399.00






12V Single Bar Range



DSC6

- ✔ W640 x H40 x D100mm
- ✔ Square Profile with Rounded Corners
- ✔ Polished Stainless Steel
- ✔ 23 Watt Output
- ✔ 10 Year Warranty


Stock Code	RRP \$ Excl.	RRP \$ Incl.
DSC6	\$204.55	\$225.00



DSS4

- ✔ W450 x H40 x D100mm
- ✔ Square Profile
- ✔ Polished Stainless Steel
- ✔ 17 Watt Output
- ✔ 10 Year Warranty


Stock Code	RRP \$ Excl.	RRP \$ Incl.
DSS4	\$180.91	\$199.00



DSS6

- ✔ W632 x H40 x D100mm
- ✔ Square Profile
- ✔ Polished Stainless Steel
- ✔ 23 Watt Output
- ✔ 10 Year Warranty


Stock Code	RRP \$ Excl.	RRP \$ Incl.
DSS6	\$204.55	\$225.00



DSS6B

- ✔ W632 x H40 x D100mm
- ✔ Square Profile
- ✔ Matt Black Powder Coated
- ✔ 23 Watt Output
- ✔ 7 Year Warranty


Stock Code	RRP \$ Excl.	RRP \$ Incl.
DSS6B	\$226.36	\$249.00



DSS6BR

- ✔ W632 x H40 x D100mm
- ✔ Square Profile
- ✔ Brushed Stainless Steel
- ✔ 23 Watt Output
- ✔ 7 Year Warranty


Stock Code	RRP \$ Excl.	RRP \$ Incl.
DSS6BR	\$226.36	\$249.00



DSS6W

- ✔ W632 x H40 x D100mm
- ✔ Square Profile
- ✔ Satin White Powder Coated
- ✔ 23 Watt Output
- ✔ 7 Year Warranty

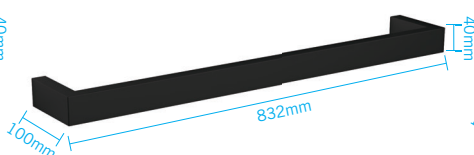
Stock Code	RRP \$ Excl.	RRP \$ Incl.
DSS6W	\$226.36	\$249.00



DSS8

- ✔ W832 x H40 x D100mm
- ✔ Square Profile
- ✔ Polished Stainless Steel
- ✔ 30 Watt Output
- ✔ 10 Year Warranty


Stock Code	RRP \$ Excl.	RRP \$ Incl.
DSS8	\$253.64	\$279.00



DSS8B

- ✔ W832 x H40 x D100mm
- ✔ Square Profile
- ✔ Matt Black Powder Coated
- ✔ 30 Watt Output
- ✔ 7 Year Warranty

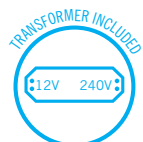
Stock Code	RRP \$ Excl.	RRP \$ Incl.
DSS8B	\$271.82	\$299.00



DSS8BR

- ✔ W832 x H40 x D100mm
- ✔ Square Profile
- ✔ Brushed Stainless Steel
- ✔ 30 Watt Output
- ✔ 7 Year Warranty


Stock Code	RRP \$ Excl.	RRP \$ Incl.
DSS8BR	\$271.82	\$299.00





Thermorail Mounting System

The mounting system allows easy installation of multiple single bar rails by ensuring perfect rail spacing and allowing for the supply cable to be installed before the wall is sheeted. Mounting spigots are supplied with the single bar towel rails when purchased with a mounting kit.



Stock Code	Description	Size (mm)	RRP \$ Excl.	RRP \$ Incl.
7060	Thermorail Mounting System	H1000 x W110 x D10	\$171.82	\$189.00
7062	Thermorail Spigot for 7060 Mounting System			Supplied free with 7060

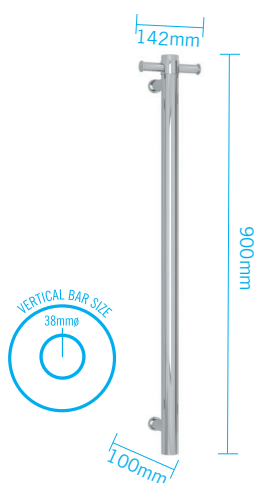
Not suitable for use with Vertical or Ladder rails. The 7060 mounting kit needs to be installed on the right hand side of the rails. The mounting system can fit up to 7 rails at 150mm spacing. The 7062 spigots are supplied free of charge, equivalent to the number of rails purchased.



Model Shown: VS900HBG x 3
Vertical Rails sold individually
Optional Towel Hook included with all Vertical Rails




12V Vertical Bar Range



VS900H

- ✓ W142 x H900 x D100mm
- ✓ Round Profile
- ✓ Polished Stainless Steel
- ✓ Removable Hook
- ✓ 30 Watt Output
- ✓ 10 Year Warranty
- ✓ 12month warranty on the transformer


Stock Code	RRP \$ Excl.	RRP \$ Incl.
VS900H	\$308.18	\$339.00



VS900HBR

- ✓ W142 x H900 x D100mm
- ✓ Round Profile
- ✓ Brushed Stainless Steel
- ✓ Removable Hook
- ✓ 30 Watt Output
- ✓ 7 Year Warranty
- ✓ 12month warranty on the transformer


Stock Code	RRP \$ Excl.	RRP \$ Incl.
VS900HBR	\$344.55	\$379.00



VS900HB

- ✓ W142 x H900 x D100mm
- ✓ Round Profile
- ✓ Matt Black Powder Coated
- ✓ Removable Hook
- ✓ 30 Watt Output
- ✓ 7 Year Warranty
- ✓ 12month warranty on the transformer


Stock Code	RRP \$ Excl.	RRP \$ Incl.
VS900HB	\$344.55	\$379.00



VS900HGM

- ✓ W142 x H900 x D100mm
- ✓ Round Profile
- ✓ Gun Metal Plated
- ✓ Removable Hook
- ✓ 30 Watt Output
- ✓ 7 Year Warranty
- ✓ 12month warranty on the transformer


Stock Code	RRP \$ Excl.	RRP \$ Incl.
VS900HGM	\$444.55	\$489.00



VS900HBG

- ✓ W142 x H900 x D100mm
- ✓ Round Profile
- ✓ Brushed Gold Plated
- ✓ Removable Hook
- ✓ 30 Watt Output
- ✓ 7 Year Warranty
- ✓ 12month warranty on the transformer

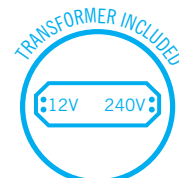
Stock Code	RRP \$ Excl.	RRP \$ Incl.
VS900HBG	\$390.00	\$429.00



VS900SH

- ✓ W142 x H900 x D100mm
- ✓ Square Profile
- ✓ Polished Stainless Steel
- ✓ Removable Hook
- ✓ 30 Watt Output
- ✓ 10 Year Warranty
- ✓ 12month warranty on the transformer

Stock Code	RRP \$ Excl.	RRP \$ Incl.
VS900SH	\$344.55	\$379.00

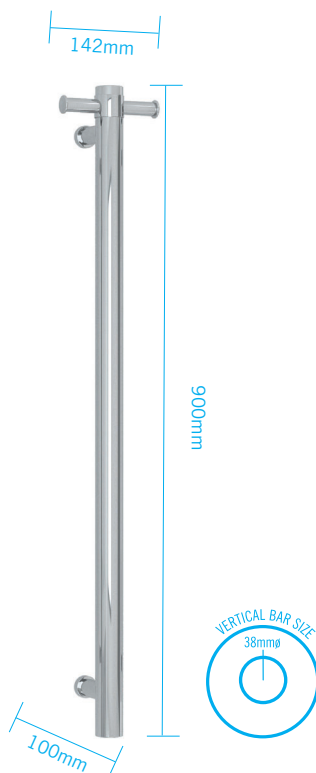




Plated Vertical Bar Range



Model Shown: VS900HAB x 3
Vertical Rails sold individually
Optional Towel Hook included with all Vertical Rails



VS900HPL

These rails are plated to order. Common finishes listed below. Other colours available on request.

- ✔ W142 x H900 x D100mm
- ✔ Round Profile
- ✔ Removable Hook
- ✔ 30 Watt Output
- ✔ 12month warranty on transformer

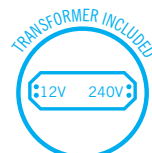
Stock Code	Colour	RRP \$ Excl.	RRP \$ Incl.
VS900HSW	Satin White	\$608.18	\$669.00
VS900HBN	Brushed Nickel	\$690.00	\$759.00
VS900HAB	Antique Brass	\$726.36	\$799.00
VS900HBB	Brushed Brass	\$750.00	\$825.00

Standard Colours available:



Satin White Brushed Nickel Antique Brass Brushed Brass

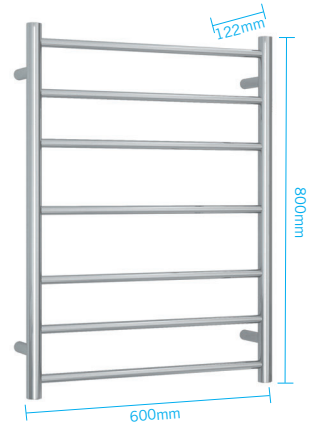
- Actual plated finish may differ slightly from images shown.
- 4-6 week lead time applies to plated rails.
- Contact us for more information on other available colours.



12V Ladder Range

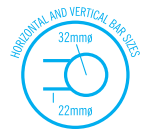


Model Shown: SR4412



SR4412

- ✔ W600 x H800 x D122mm
- ✔ Round Profile
- ✔ Polished Stainless Steel
- ✔ 7 Bars
- ✔ 90 Watt Output
- ✔ 10 Year Warranty
- ✔ 12month warranty on the transformer

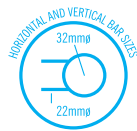


Stock Code	RRP \$ Excl.	RRP \$ Incl.
SR4412	\$526.36	\$579.00



SR4412B

- ✔ W600 x H800 x D122mm
- ✔ Round Profile
- ✔ Matt Black Powder Coated
- ✔ 7 Bars
- ✔ 100 Watt Output
- ✔ 7 Year Warranty
- ✔ 12month warranty on the transformer



Stock Code	RRP \$ Excl.	RRP \$ Incl.
SR4412B	\$635.45	\$699.00




SRB4412

- ✔ W600 x H800 x D122mm
- ✔ Round Profile
- ✔ Brushed Stainless Steel
- ✔ 7 Bars
- ✔ 90 Watt Output
- ✔ 7 Year Warranty
- ✔ 12month warranty on the transformer

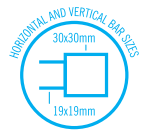


Stock Code	RRP \$ Excl.	RRP \$ Incl.
SRB4412	\$599.09	\$659.00


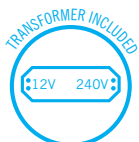


SS4412

- ✔ W600 x H800 x D120mm
- ✔ Square Profile
- ✔ Polished Stainless Steel
- ✔ 7 Bars
- ✔ 90 Watt Output
- ✔ 10 Year Warranty
- ✔ 12month warranty on the transformer



Stock Code	RRP \$ Excl.	RRP \$ Incl.
SS4412	\$622.73	\$685.00






Thermorail Electric Heated Towel Rails



Electric heated towel rails have a quick response time. These are a lot more energy efficient and are more suited to the Australian climate than traditional liquid filled models. The dry electric element heats up quickly and in turn heats the air in the tubes. When a towel is hung on the rails the heat is concentrated under the towel allowing it to dry more quickly.

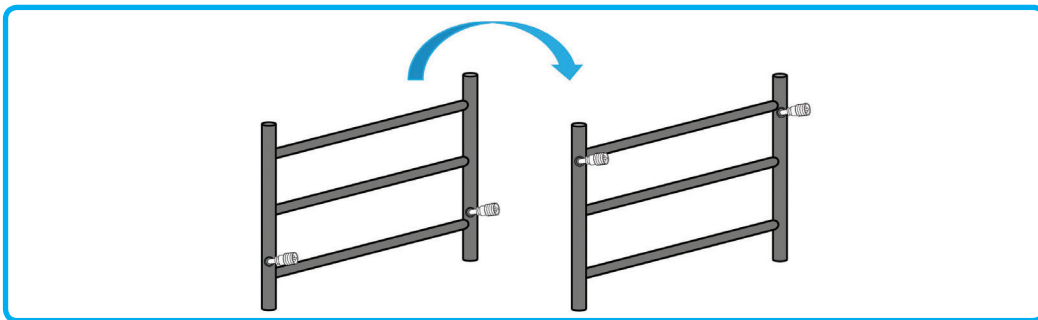


Consider using a timer to control your electric heated towel rail ensuring you have a warm towel when you need it. See pages 116-117.

Multiflex Wiring Explained

Multiflex wiring means there is a range of different wiring options within the one heated towel rail so the wiring can be decided at the time of installation. The wiring options available are either the top or the bottom of the rail, on the left or right hand side, making it possible to come from any of the four mounting points. Wiring can also be exposed (plug-in) or concealed (hard wired).

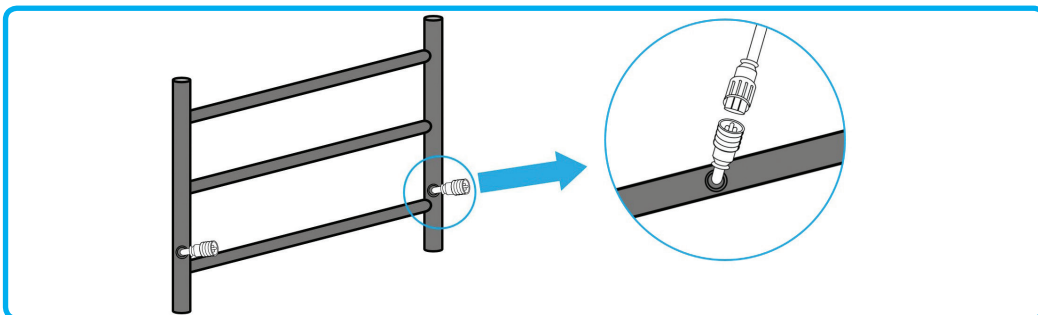
Top & Bottom Wiring



Wiring connection points come as standard at the base of the unit.

Due to being a dry element rail this can be turned over/upside down (there is no difference between the top and bottom) and have the connection points at the top of the unit.

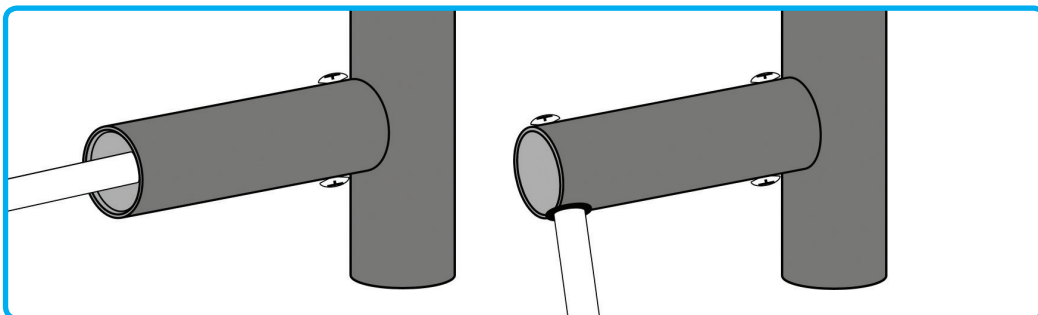
Left & Right Hand Wiring



The unit has wiring connection points on both the left and right hand side and the lead comes as a separate part.

The lead can be easily plugged into the desired side during installation.

Concealed & Exposed Wiring



The Thermorail can be hardwired (concealed) through one of the mounting legs providing a clean, sleek look.

Alternatively, the Thermorail can have exposed wiring which allows the wiring to come out the base of one of the mounting legs on the side closest to the wall and get plugged into a power point.




Scan the code to view our video that explains how Multiflex wiring works.



Straight Round Range




Model Shown: SR44M



SR25M

- ✔ W550 x H550 x D122mm
- ✔ Straight Round Profile
- ✔ Polished Stainless Steel
- ✔ 4 Bars
- ✔ 41 Watt Output



SR17M

- ✔ W400 x H1120 x D122mm
- ✔ Straight Round Profile
- ✔ Polished Stainless Steel
- ✔ 8 Bars
- ✔ 65 Watt Output



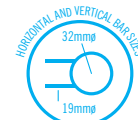
SR23M

- ✔ W530 x H700 x D122mm
- ✔ Straight Round Profile
- ✔ Polished Stainless Steel
- ✔ 8 Bars
- ✔ 76 Watt Output

Stock Code	RRP \$ Excl.	RRP \$ Incl.
SR25M	\$362.73	\$399.00

Stock Code	RRP \$ Excl.	RRP \$ Incl.
SR17M	\$499.09	\$549.00

Stock Code	RRP \$ Excl.	RRP \$ Incl.
SR23M	\$453.64	\$499.00





Straight Round Range


BEST SELLER



SR44M

- ✔ W600 x H800 x D122mm
- ✔ Straight Round Profile
- ✔ Polished Stainless Steel
- ✔ 7 Bars
- ✔ 80 Watt Output


Stock Code	RRP \$ Excl.	RRP \$ Incl.
SR44M	\$435.45	\$479.00



SR27M

- ✔ W530 x H1120 x D122mm
- ✔ Straight Round Profile
- ✔ Polished Stainless Steel
- ✔ 8 Bars
- ✔ 80 Watt Output

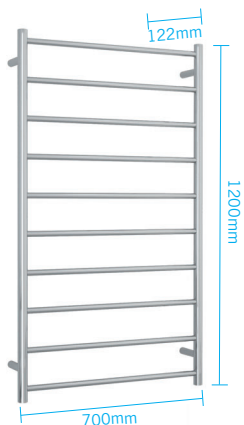
Stock Code	RRP \$ Excl.	RRP \$ Incl.
SR27M	\$590.00	\$649.00



SR33M

- ✔ W750 x H700 x D122mm
- ✔ Straight Round Profile
- ✔ Polished Stainless Steel
- ✔ 8 Bars
- ✔ 104 Watt Output


Stock Code	RRP \$ Excl.	RRP \$ Incl.
SR33M	\$490.00	\$539.00



SR69M

- ✔ W700 x H1200 x D122mm
- ✔ Straight Round Profile
- ✔ Polished Stainless Steel
- ✔ 10 Bars
- ✔ 128 Watt Output


Stock Code	RRP \$ Excl.	RRP \$ Incl.
SR69M	\$635.45	\$699.00



SR93M

- ✔ W900 x H750 x D122mm
- ✔ Straight Round Profile
- ✔ Polished Stainless Steel
- ✔ 7 Bars
- ✔ 100 Watt Output

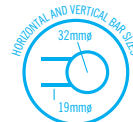
Stock Code	RRP \$ Excl.	RRP \$ Incl.
SR93M	\$680.91	\$749.00



SR99M

- ✔ W1000 x H1500 x D122mm
- ✔ Straight Round Profile
- ✔ Polished Stainless Steel
- ✔ 14 Bars
- ✔ 244 Watt Output

Stock Code	RRP \$ Excl.	RRP \$ Incl.
SR99M	\$1,035.45	\$1,139.00

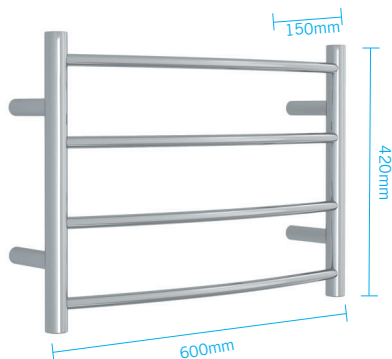




Model Shown: CR23M



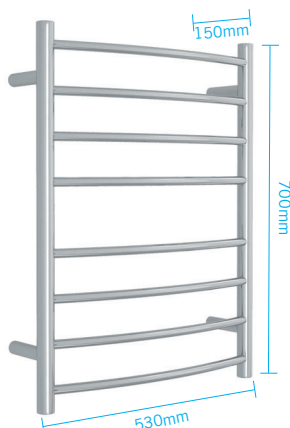
Curved Round Range



CR40M

- ✔ W600 x H420 x D150mm
- ✔ Curved Round Profile
- ✔ Polished Stainless Steel
- ✔ 4 Bars
- ✔ 45 Watt Output

Stock Code	RRP \$ Excl.	RRP \$ Incl.
CR40M	\$453.64	\$499.00



CR23M

- ✔ W530 x H700 x D150mm
- ✔ Curved Round Profile
- ✔ Polished Stainless Steel
- ✔ 8 Bars
- ✔ 78 Watt Output


Stock Code	RRP \$ Excl.	RRP \$ Incl.
CR23M	\$517.27	\$569.00



CR44M

- ✔ W600 x H800 x D150mm
- ✔ Curved Round Profile
- ✔ Polished Stainless Steel
- ✔ 7 Bars
- ✔ 80 Watt Output


Stock Code	RRP \$ Excl.	RRP \$ Incl.
CR44M	\$562.73	\$619.00



CR27M

- ✔ W530 x H1120 x D150mm
- ✔ Curved Round Profile
- ✔ Polished Stainless Steel
- ✔ 8 Bars
- ✔ 82 Watt Output

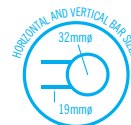
Stock Code	RRP \$ Excl.	RRP \$ Incl.
CR27M	\$662.73	\$729.00



CR69M

- ✔ W700 x H1400 x D150mm
- ✔ Curved Round Profile
- ✔ Polished Stainless Steel
- ✔ 12 Bars
- ✔ 153 Watt Output

Stock Code	RRP \$ Excl.	RRP \$ Incl.
CR69M	\$844.55	\$929.00





Model Shown: SS88M




Straight Square Range



SS19M

- ✔ W450 x H1200 x D120mm
- ✔ Straight Square Profile
- ✔ Polished Stainless Steel
- ✔ 10 Bars
- ✔ 89 Watt Output

Stock Code	RRP \$ Excl.	RRP \$ Incl.
SS19M	\$599.09	\$659.00



SS40M

- ✔ W600 x H420 x D120mm
- ✔ Straight Square Profile
- ✔ Polished Stainless Steel
- ✔ 4 Bars
- ✔ 47 Watt Output

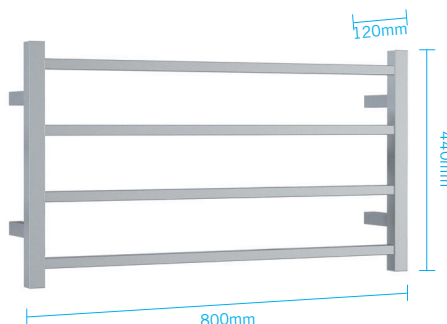
Stock Code	RRP \$ Excl.	RRP \$ Incl.
SS40M	\$417.27	\$459.00



SS44M

- ✔ W600 x H800 x D120mm
- ✔ Straight Square Profile
- ✔ Polished Stainless Steel
- ✔ 7 Bars
- ✔ 83 Watt Output

Stock Code	RRP \$ Excl.	RRP \$ Incl.
SS44M	\$517.27	\$569.00



SS81M

- ✔ W800 x H440 x D120mm
- ✔ Straight Square Profile
- ✔ Polished Stainless Steel
- ✔ 4 Bars
- ✔ 61 Watt Output


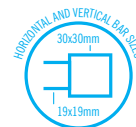
Stock Code	RRP \$ Excl.	RRP \$ Incl.
SS81M	\$535.45	\$589.00



SS88M

- ✔ W800 x H1160 x D120mm
- ✔ Straight Square Profile
- ✔ Polished Stainless Steel
- ✔ 10 Bars
- ✔ 153 Watt Output

Stock Code	RRP \$ Excl.	RRP \$ Incl.
SS88M	\$726.36	\$799.00

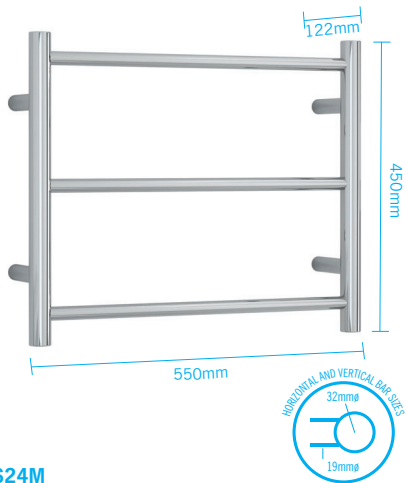




Model Shown: BS24M

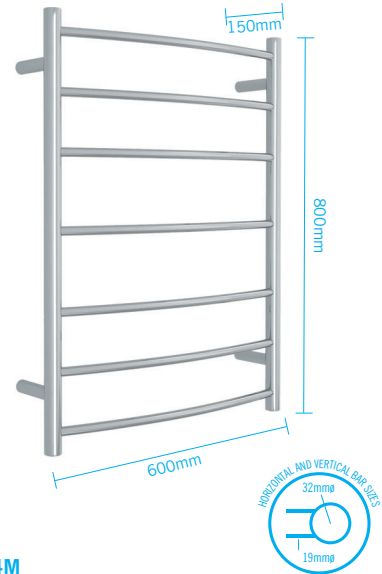


Budget Range



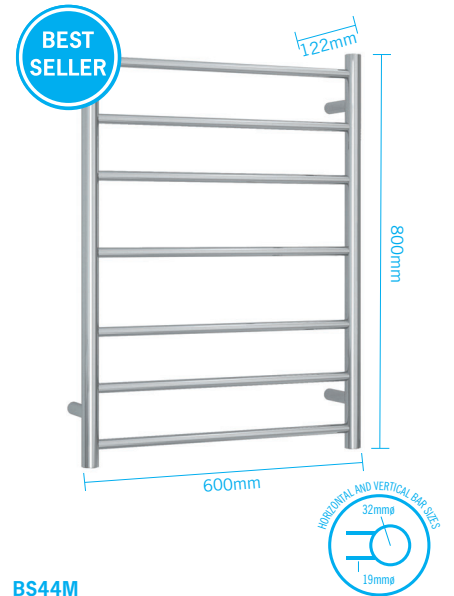
- BS24M**
- ✔ W550 x H450 x D122mm
 - ✔ Straight Round Profile
 - ✔ Polished Stainless Steel
 - ✔ 3 Bars
 - ✔ 33 Watt Output

Stock Code	RRP \$ Excl.	RRP \$ Incl.
BS24M	\$271.82	\$299.00




- BC44M**
- ✔ W600 x H800 x D150mm
 - ✔ Curved Round Profile
 - ✔ Polished Stainless Steel
 - ✔ 7 Bars
 - ✔ 80 Watt Output

Stock Code	RRP \$ Excl.	RRP \$ Incl.
BC44M	\$417.27	\$459.00



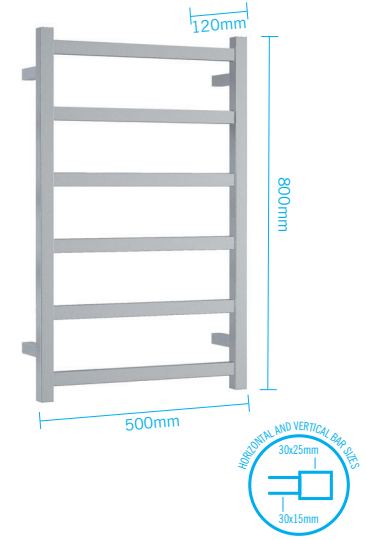
- BS44M**
- ✔ W600 x H800 x D122mm
 - ✔ Straight Round Profile
 - ✔ Polished Stainless Steel
 - ✔ 7 Bars
 - ✔ 80 Watt Output

Stock Code	RRP \$ Excl.	RRP \$ Incl.
BS44M	\$386.36	\$425.00



- BS46M**
- ✔ W600 x H1080 x D122mm
 - ✔ Straight Round Profile
 - ✔ Polished Stainless Steel
 - ✔ 9 Bars
 - ✔ 103 Watt Output

Stock Code	RRP \$ Excl.	RRP \$ Incl.
BS46M	\$453.64	\$499.00



- BS28M**
- ✔ W500 x H800 x D120mm
 - ✔ Straight Square Profile
 - ✔ Polished Stainless Steel
 - ✔ 6 Bars
 - ✔ 81 Watt Output

Stock Code	RRP \$ Excl.	RRP \$ Incl.
BS28M	\$399.09	\$439.00

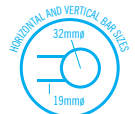




Model Shown: SR69MB



Black Range



SR25MB

- ✔ W550 x H550 x D122mm
- ✔ Straight Round Profile
- ✔ Matt Black Powder Coated
- ✔ 4 Bars
- ✔ 54 Watt Output

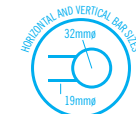
Stock Code	RRP \$ Excl.	RRP \$ Incl.
SR25MB	\$435.45	\$479.00



SR33MB

- ✔ W750 x H700 x D122mm
- ✔ Straight Round Profile
- ✔ Matt Black Powder Coated
- ✔ 8 Bars
- ✔ 132 Watt Output

Stock Code	RRP \$ Excl.	RRP \$ Incl.
SR33MB	\$699.09	\$769.00



SR44MB

- ✔ W600 x H800 x D122mm
- ✔ Straight Round Profile
- ✔ Matt Black Powder Coated
- ✔ 7 Bars
- ✔ 100 Watt Output

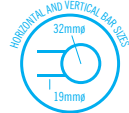
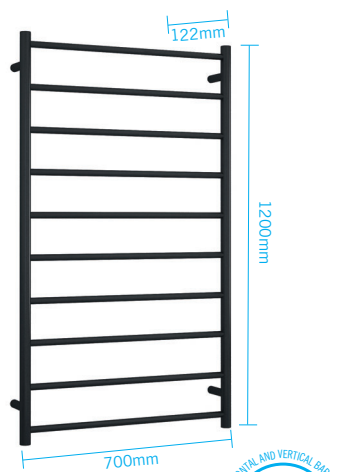
Stock Code	RRP \$ Excl.	RRP \$ Incl.
SR44MB	\$544.55	\$599.00



SR19MB

- ✔ W450 x H1200 x D122mm
- ✔ Straight Round Profile
- ✔ Matt Black Powder Coated
- ✔ 10 Bars
- ✔ 110 Watt Output

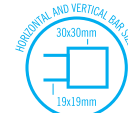
Stock Code	RRP \$ Excl.	RRP \$ Incl.
SR19MB	\$650.00	\$715.00



SR69MB

- ✔ W700 x H1200 x D122mm
- ✔ Straight Round Profile
- ✔ Matt Black Powder Coated
- ✔ 10 Bars
- ✔ 162 Watt Output

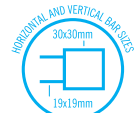

Stock Code	RRP \$ Excl.	RRP \$ Incl.
SR69MB	\$862.73	\$949.00



BS48MB

- ✔ W600 x H800 x D120mm
- ✔ Straight Square Profile
- ✔ Matt Black Powder Coated
- ✔ 6 Bars
- ✔ 104 Watt Output

Stock Code	RRP \$ Excl.	RRP \$ Incl.
BS48MB	\$580.91	\$639.00



SS88MB

- ✔ W800 x H1160 x D120mm
- ✔ Straight Square Profile
- ✔ Matt Black Powder Coated
- ✔ 10 Bars
- ✔ 217 Watt Output

Stock Code	RRP \$ Excl.	RRP \$ Incl.
SS88MB	\$890.00	\$979.00






Model Shown: SRB27M



Brushed Stainless Steel Range



SRB25M

- ✔ W550 x H550 x D122mm
- ✔ Straight Round Profile
- ✔ Brushed Stainless Steel
- ✔ 4 Bars
- ✔ 41 Watt Output



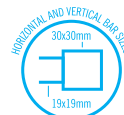
SRB44M

- ✔ W600 x H800 x D122mm
- ✔ Straight Round Profile
- ✔ Brushed Stainless Steel
- ✔ 7 Bars
- ✔ 80 Watt Output



SSB44M

- ✔ W600 x H800 x D120mm
- ✔ Straight Square Profile
- ✔ Brushed Stainless Steel
- ✔ 7 Bars
- ✔ 83 Watt Output



Stock Code	RRP \$ Excl.	RRP \$ Incl.
SRB25M	\$408.18	\$449.00

Stock Code	RRP \$ Excl.	RRP \$ Incl.
SRB44M	\$480.91	\$529.00

Stock Code	RRP \$ Excl.	RRP \$ Incl.
SSB44M	\$562.73	\$619.00




SRB27M

- ✔ W530 x H1120 x D122mm
- ✔ Straight Round Profile
- ✔ Brushed Stainless Steel
- ✔ 8 Bars
- ✔ 80 Watt Output




SRB69M

- ✔ W700 x H1200 x D122mm
- ✔ Straight Round Profile
- ✔ Brushed Stainless Steel
- ✔ 10 Bars
- ✔ 158 Watt Output



Stock Code	RRP \$ Excl.	RRP \$ Incl.
SRB27M	\$635.45	\$699.00

Stock Code	RRP \$ Excl.	RRP \$ Incl.
SRB69M	\$726.36	\$799.00






Model Shown: SR44MBG



Coloured Range



SR25MBG

- ✔ W550 x H550 x D122mm
- ✔ Straight Round Profile
- ✔ Brushed Gold Plated
- ✔ 4 Bars
- ✔ 41 Watt Output

Stock Code	RRP \$ Excl.	RRP \$ Incl.
SR25MBG	\$617.27	\$679.00



SR25MGM

- ✔ W550 x H550 x D122mm
- ✔ Straight Round Profile
- ✔ Gun Metal Plated
- ✔ 4 Bars
- ✔ 41 Watt Output

Stock Code	RRP \$ Excl.	RRP \$ Incl.
SR25MGM	\$726.36	\$799.00



BS44MW

- ✔ W600 x H800 x D122mm
- ✔ Straight Round Profile
- ✔ Satin White Powder Coated
- ✔ 7 Bars
- ✔ 80 Watt Output


Stock Code	RRP \$ Excl.	RRP \$ Incl.
BS44MW	\$590.00	\$649.00



SR44MBG

- ✔ W600 x H800 x D122mm
- ✔ Straight Round Profile
- ✔ Brushed Gold Plated
- ✔ 7 Bars
- ✔ 80 Watt Output


Stock Code	RRP \$ Excl.	RRP \$ Incl.
SR44MBG	\$817.27	\$899.00



SR44MGM

- ✔ W600 x H800 x D122mm
- ✔ Straight Round Profile
- ✔ Gun Metal Plated
- ✔ 7 Bars
- ✔ 80 Watt Output

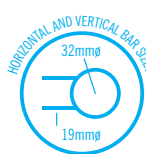
Stock Code	RRP \$ Excl.	RRP \$ Incl.
SR44MGM	\$1,090.00	\$1,199.00



SR44MRG

- ✔ W600 x H800 x D122mm
- ✔ Straight Round Profile
- ✔ Polished Rose Gold Plated
- ✔ 7 Bars
- ✔ 80 Watt Output

Stock Code	RRP \$ Excl.	RRP \$ Incl.
SR44MRG	\$817.27	\$899.00



Actual finish may differ slightly from images shown.



The S60S and S62S heated towel rails are designed so they can be plated in almost any finish. The four most popular finishes are listed with codes and pricing on the opposite page. For any other finishes please contact us for more information and pricing.



Each S60S and S62S rail is plated to order so there is a 4-6week lead time on all finishes.



These rails are liquid-filled and fitted with an electric element on the bottom right-hand side and are only suitable for hardwiring.



The S60S and S62S have a 5 year warranty which covers the plated finish and the heating element.





Plated Ladder Range




S60S

- ✔ W600 x H790 x D118mm
- ✔ Straight Round Profile
- ✔ 6 Bars
- ✔ 80 Watt Output

Stock Code	Colour	RRP \$ Excl.	RRP \$ Incl.
S60SBN	Brushed Nickel	\$2,935.45	\$3,229.00
S60SBG	Brushed Gold	\$3,362.73	\$3,699.00
S60SAB	Antique Brass	\$2,990.00	\$3,289.00
S60SBB	Brushed Brass	\$3,026.36	\$3,329.00

Standard Colours available:



Brushed Nickel Brushed Gold Antique Brass Brushed Brass

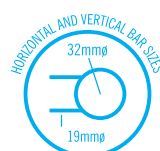
- Actual plated finish may differ slightly from images shown.
- 4-6 week lead time applies to plated rails.
- Contact us for more information on other available colours.
- For stocked colour rails refer to previous page.



S62S

- ✔ W620 x H1215 x D118mm
- ✔ Straight Round Profile
- ✔ 8 Bars
- ✔ 150 Watt Output

Stock Code	Colour	RRP \$ Excl.	RRP \$ Incl.
S62SBN	Brushed Nickel	\$4,171.82	\$4,589.00
S62SBG	Brushed Gold	\$6,126.36	\$6,739.00
S62SAB	Antique Brass	\$4,208.18	\$4,629.00
S62SBB	Brushed Brass	\$4,235.45	\$4,659.00






Model Shown: SV35



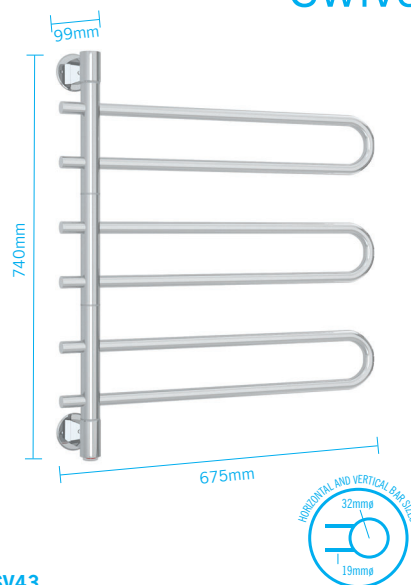
Swivel Range



SV24

- ✔ W600 x H540 x D99mm
- ✔ Straight Round Profile
- ✔ Polished Stainless Steel
- ✔ 4 Bars
- ✔ 48 Watt Output


Stock Code	RRP \$ Excl.	RRP \$ Incl.
SV24	\$453.64	\$499.00



SV43

- ✔ W675 x H740 x D99mm
- ✔ Straight Round Profile
- ✔ Polished Stainless Steel
- ✔ 6 Bars
- ✔ 77 Watt Output

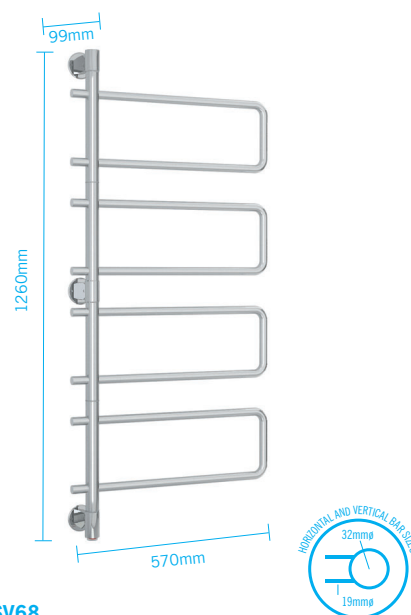
Stock Code	RRP \$ Excl.	RRP \$ Incl.
SV43	\$571.82	\$629.00



SV35

- ✔ W600 x H540 x D99mm
- ✔ Straight Square Profile
- ✔ Polished Stainless Steel
- ✔ 4 Bars
- ✔ 48 Watt Output



Stock Code	RRP \$ Excl.	RRP \$ Incl.
SV35	\$535.45	\$589.00



SV68

- ✔ W570 x H1260 x D99mm
- ✔ Straight Round Profile
- ✔ Polished Stainless Steel
- ✔ 8 Bars
- ✔ 88 Watt Output

Stock Code	RRP \$ Excl.	RRP \$ Incl.
SV68	\$780.91	\$859.00






Switched Range



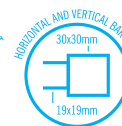
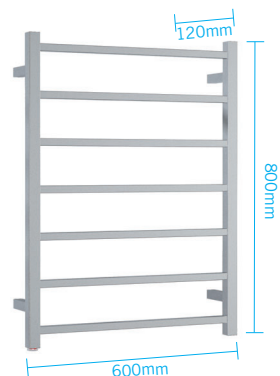
Model Shown: SR44SM



SR44SM

- ✔ W600 x H800 x D122mm
- ✔ Straight Round Profile
- ✔ Polished Stainless Steel
- ✔ 7 Bars
- ✔ 90 Watt Output

Stock Code	RRP \$ Excl.	RRP \$ Incl.
SR44SM	\$517.27	\$569.00



SS44SM

- ✔ W600 x H800 x D120mm
- ✔ Straight Square Profile
- ✔ Polished Stainless Steel
- ✔ 7 Bars
- ✔ 90 Watt Output



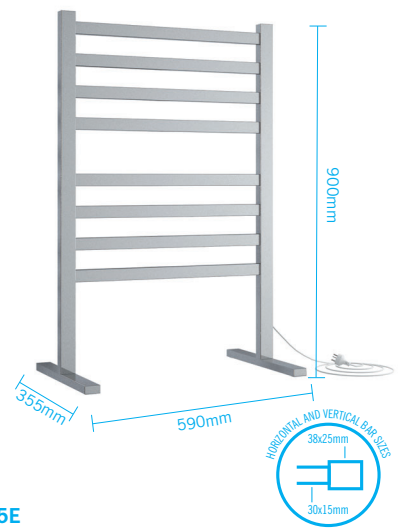
Stock Code	RRP \$ Excl.	RRP \$ Incl.
SS44SM	\$544.55	\$599.00

Switch located on bottom of the left upright





Freestanding Range



FS55E

- ✔ W590 x H900 x D355mm
- ✔ Straight Flat Profile
- ✔ Polished Stainless Steel
- ✔ 8 Bars
- ✔ 1.4m Plug-In Cord
- ✔ 119 Watt Output

Stock Code	RRP \$ Excl.	RRP \$ Incl.
FS55E	\$453.64	\$499.00



Model Shown: FS55E




FS66E

- ✔ W600 x H1080 x D300mm
- ✔ Straight Round Profile
- ✔ Polished Stainless Steel
- ✔ 8 Bars
- ✔ 1.4m Plug-In Cord
- ✔ 100 Watt Output

Stock Code	RRP \$ Excl.	RRP \$ Incl.
FS66E	\$417.27	\$459.00



Model Shown: FS66E






Floor to Ceiling Range



Model Shown: FC70R

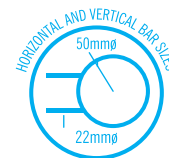


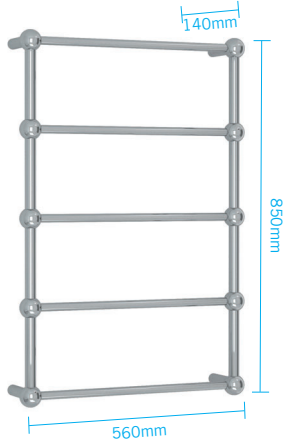
FC70R

- ✔ W700 x H2400-3000 x D50mm
- ✔ Straight Round Profile
- ✔ Polished Stainless Steel
- ✔ 16 Bars
- ✔ 280 Watt Output

Stock Code	RRP \$ Excl.	RRP \$ Incl.
FC70R	\$2,053.64	\$2,259.00

The FC70R is supplied as 3000mm long but can be cut down to 2400mm on site.

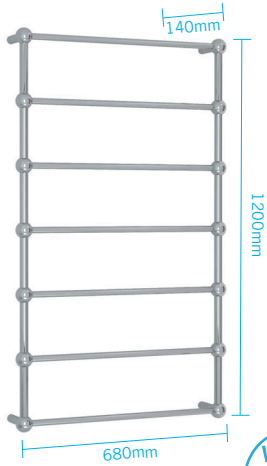




SB34M

- ✔ W560 x H850 x D140mm
- ✔ Straight Round Profile with Ball Detail
- ✔ Polished Stainless Steel
- ✔ 5 Bars
- ✔ 60 Watt Output

Stock Code	RRP \$ Excl.	RRP \$ Incl.
SB34M	\$999.09	\$1,099.00



WHILE STOCKS LAST

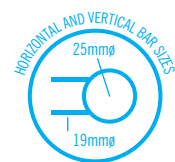
SB79M

- ✔ W680 x H1200 x D140mm
- ✔ Straight Round Profile with Ball Detail
- ✔ Polished Stainless Steel
- ✔ 7 Bars
- ✔ 100 Watt Output

Stock Code	RRP \$ Excl.	RRP \$ Incl.
SB79M	\$1,362.73	\$1,499.00



Model Shown: SB79M





Thermorail Timers



Select all 7 days the same, 5+2 days or all 7 days different

Fully programmable 7-day timer

2 heating periods per day

Full touchscreen


Glass faceplate



7 Day Touchscreen Timer

The TRTS Thermorail Timer is a digital touch screen timer ideal for controlling Thermorails. With the TRTS Thermorail Timer you have the ability to program each day individually or 7 days the same or program week days to one schedule and weekends different. This timer has 4 switching times (2on/2off) per day and is simple to program with large easy to read characters.

Stock Code	Size (mm)	Colour	Orientation	IP Rating	Max Load	Warranty	RRP \$ Excl.	RRP \$ Incl.
TRTS	W80 X H120 X D45 (25mm in Wall)	White	Portrait	IP30	16A	2yrs	\$180.91	\$199.00
TRTSB	W80 X H120 X D45 (25mm in Wall)	Black	Portrait	IP30	16A	2yrs	\$180.91	\$199.00
TRTSL	W120 x H80 x D45 (25mm in Wall)	White	Landscape	IP30	16A	2yrs	\$180.91	\$199.00



Select from 50%, 75% or 100% power

Repeats program every 12hrs

Timer concealed behind switch plate

Can be connected to spare switch on light switch plate

Eco Timer

The Eco Timer is a simple timing device designed to go behind the switch plate (supplied with the ET12C & ET12CB timer). The timer operates on a 12 hour schedule meaning it will be on at the same time morning and evening each day of the week. The programmed time can be selected for a period from 1 to 11 hours and three heat settings can be selected: 50%, 75% or 100%.

Stock Code	Size (mm)	Description	IP Rating	Max Load	Warranty	RRP \$ Excl.	RRP \$ Incl.
5289	W49 x H35 x D27	Timer Only (No switchplate)	IP30	1A	1yr	\$71.82	\$79.00
ET12C	W70 x H120 x D10	White switch plate & 5289 Timer	IP30	1A	1yr	\$90.00	\$99.00
ET12CB	W70 x H120 x D10	Black switch plate & 5289 Timer	IP30	1A	1yr	\$90.00	\$99.00



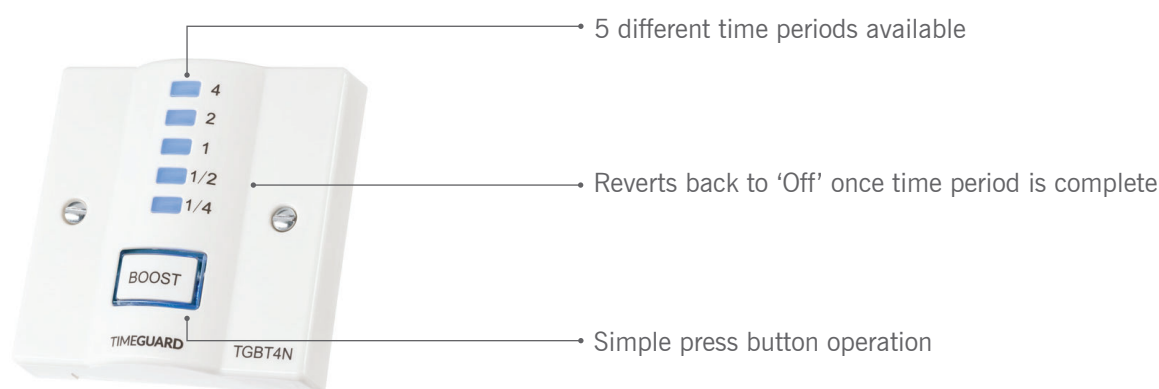
Thermorail Timers



Thermotouch 4.3dC

Thermotouch 4.3dC is an electric underfloor heating controller with an extra 5Amp relay output. This enables you to control your underfloor heating and towel rail from the same controller with individual switching times.

Stock Code	Size (mm)	Colour	IP Rating	Max Load	Warranty	RRP \$ Excl.	RRP \$ Incl.
5245	W88 x H129 x D48 (31mm in Wall)	White	IP30	20A	3yrs	\$390.00	\$429.00
5246	W88 x H129 x D48 (31mm in Wall)	Black	IP30	20A	3yrs	\$390.00	\$429.00



EB11 Boost Timer

The EB11 Boost Timer allows you to boost the heat for 5 different periods of time without having to remember to switch it off. Your Thermorail will revert back to 'Off' mode after the selected amount of time, thus reducing energy consumption. These units are only suitable for resistive loads and therefore can only be used to control 240Volt Heated Towel Rails.

Stock Code	Size (mm)	Colour	IP Rating	Max Load	Warranty	RRP \$ Excl.	RRP \$ Incl.
EB11	W86 x H86 x D22	White	IP20	13A	3yrs	\$180.91	\$199.00

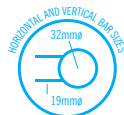


Non-Heated Round Range



Model Shown: USR54

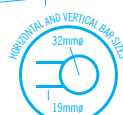
BEST SELLER



USR54

- ✔ W630 x H800 x D122mm
- ✔ Straight Round Profile
- ✔ Polished 304 Grade Stainless Steel
- ✔ 5 Bars
- ✔ 10 Year Warranty

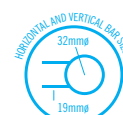
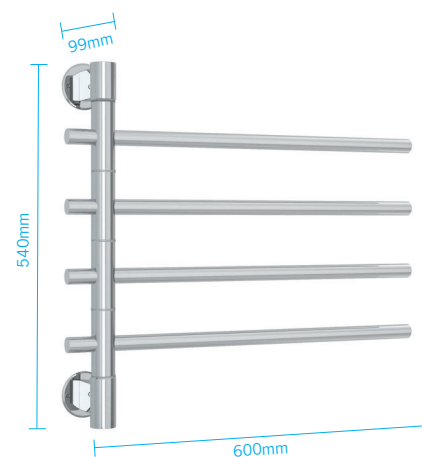
Stock Code	RRP \$ Excl.	RRP \$ Incl.
USR54	\$362.73	\$399.00



USR54B

- ✔ W630 x H800 x D122mm
- ✔ Straight Round Profile
- ✔ Matt Black Powder Coated
- ✔ 5 Bars
- ✔ 7 Year Warranty

Stock Code	RRP \$ Excl.	RRP \$ Incl.
USR54B	\$453.64	\$499.00



USV24

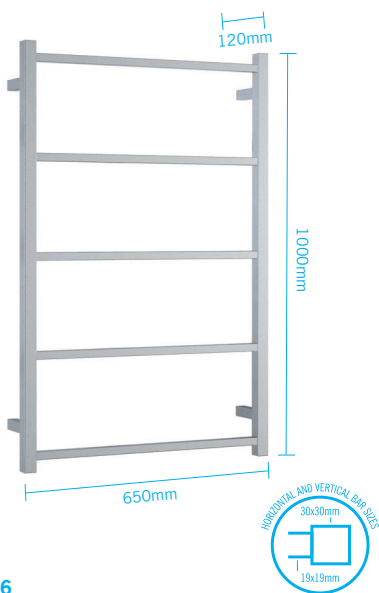
- ✔ W600 x H540 x D99mm
- ✔ Straight Round Profile
- ✔ Polished 304 Grade Stainless Steel
- ✔ 4 Bars
- ✔ 10 Year Warranty

Stock Code	RRP \$ Excl.	RRP \$ Incl.
USV24	\$386.36	\$425.00

Non-Heated Square Range



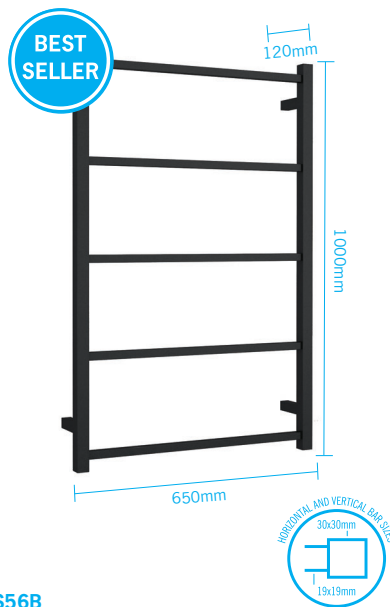
Model Shown: USV35



USS56

- ✔ W650 x H1000 x D120mm
- ✔ Straight Square Profile
- ✔ Polished 304 Grade Stainless Steel
- ✔ 5 Bars
- ✔ 10 Year Warranty


Stock Code	RRP \$ Excl.	RRP \$ Incl.
USS56	\$380.91	\$419.00



USS56B

- ✔ W650 x H1000 x D120mm
- ✔ Straight Square Profile
- ✔ Matt Black Powder Coated
- ✔ 5 Bars
- ✔ 7 Year Warranty

Stock Code	RRP \$ Excl.	RRP \$ Incl.
USS56B	\$471.82	\$519.00



USV35

- ✔ W600 x H540 x D99mm
- ✔ Straight Square Profile
- ✔ Polished 304 Grade Stainless Steel
- ✔ 4 Bars
- ✔ 10 Year Warranty


Stock Code	RRP \$ Excl.	RRP \$ Incl.
USV35	\$453.64	\$499.00



Non-Heated Single Bar Range




Model Shown: USS6B x 3



USS4

- ✔ W450 x H40 x D100mm
- ✔ Square Profile
- ✔ Polished 304 Grade Stainless Steel
- ✔ 10 Year Warranty
- ✔ Also Available in Heated


Stock Code	RRP \$ Excl.	RRP \$ Incl.
USS4	\$140.91	\$155.00



USS6

- ✔ W632 x H40 x D100mm
- ✔ Square Profile
- ✔ Polished 304 Grade Stainless Steel
- ✔ 10 Year Warranty
- ✔ Also Available in Heated


Stock Code	RRP \$ Excl.	RRP \$ Incl.
USS6	\$144.55	\$159.00



USS8

- ✔ W832 x H40 x D100mm
- ✔ Square Profile
- ✔ Polished 304 Grade Stainless Steel
- ✔ 10 Year Warranty
- ✔ Also Available in Heated


Stock Code	RRP \$ Excl.	RRP \$ Incl.
USS8	\$190.00	\$209.00



USS6B

- ✔ W632 x H40 x D100mm
- ✔ Square Profile
- ✔ Matt Black Powder Coated
- ✔ 7 Year Warranty
- ✔ Also Available in Heated

Stock Code	RRP \$ Excl.	RRP \$ Incl.
USS6B	\$159.09	\$175.00



USS6BR

- ✔ W632 x H40 x D100mm
- ✔ Square Profile
- ✔ Brushed Stainless Steel
- ✔ 7 Year Warranty
- ✔ Also Available in Heated

Stock Code	RRP \$ Excl.	RRP \$ Incl.
USS6BR	\$159.09	\$175.00



USS6W

- ✔ W632 x H40 x D100mm
- ✔ Square Profile
- ✔ Satin White Powder Coated
- ✔ 7 Year Warranty
- ✔ Also Available in Heated


Stock Code	RRP \$ Excl.	RRP \$ Incl.
USS6W	\$159.09	\$175.00



Non-Heated Single Bar Range




Model Shown: USR6 x 3



USR6

- ✔ W632 x H32 x D100mm
- ✔ Round Profile
- ✔ Polished 304 Grade Stainless Steel
- ✔ 10 Year Warranty
- ✔ Also Available in Heated


Stock Code	RRP \$ Excl.	RRP \$ Incl.
USR6	\$144.55	\$159.00



USR6B

- ✔ W632 x H32 x D100mm
- ✔ Round Profile
- ✔ Matt Black Powder Coated
- ✔ 7 Year Warranty
- ✔ Also Available in Heated

Stock Code	RRP \$ Excl.	RRP \$ Incl.
USR6B	\$159.09	\$175.00



USC6


- ✔ W640 x H40 x D100mm
- ✔ Square Profile with Rounded Corners
- ✔ Polished 304 Grade Stainless Steel
- ✔ 10 Year Warranty
- ✔ Also Available in Heated

Stock Code	RRP \$ Excl.	RRP \$ Incl.
USC6	\$144.55	\$159.00

For Heated Models see pages 84-86.




Model Shown: T52SPR



Automatic Heating Technology (AHT)

Unique to Jeeves, AHT is an intelligent, convenient and energy efficient method of heating bathroom rails which allows you to experience the luxury of a heated towel rail without the need for a manual temperature control or complex digital control panels. Jeeves heated towel rails include a built-in thermostat that is designed to automatically respond to temperature changes. This ensures a safe heat level and automatically regulated energy consumption.



Liquid Filled

The Jeeves heated towel rails are liquid filled with an electric element. This allows you to enjoy the benefits of even heat distribution and no ultra-hot spots under the towels without the difficulty of installation associated with a standard hydronic heated towel rail.



Energy Savings

The built-in thermostat on the Jeeves heated towel rails automatically regulates the power consumption. Due to the cyclical consumption practice, the Jeeves heated towel rails, even when on, will not necessarily draw power which results in less energy consumption than is needed to run a standard light bulb!



Effortless Control

With the automatic heating technology external switches are not required and the Jeeves rails are designed to run continuously, however if required, the rails can easily be switched on and off using a regular switch, just like a bathroom light or can be wired to a timer (see pages 116-117).



Jeeves Quadro P




Model Shown: P62SPR



P62SPR

- ✔ W620 x H870 x D118mm
- ✔ Square Uprights with Round Bars
- ✔ Polished Stainless Steel
- ✔ 4+4+4 Bars
- ✔ 150 Watt Output


Stock Code	RRP \$ Excl.	RRP \$ Incl.
P62SPR	\$1,726.36	\$1,899.00



P62SBR

- ✔ W620 x H870 x D118mm
- ✔ Square Uprights with Round Bars
- ✔ Brushed Stainless Steel
- ✔ 4+4+4 Bars
- ✔ 150 Watt Output

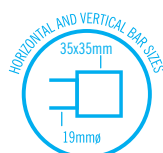
Stock Code	RRP \$ Excl.	RRP \$ Incl.
P62SBR	\$1,780.91	\$1,959.00



P62SBKR

- ✔ W620 x H870 x D118mm
- ✔ Square Uprights with Round Bars
- ✔ Satin Black Powder Coated
- ✔ 4+4+4 Bars
- ✔ 175 Watt Output

Stock Code	RRP \$ Excl.	RRP \$ Incl.
P62SBKR	\$1,817.27	\$1,999.00

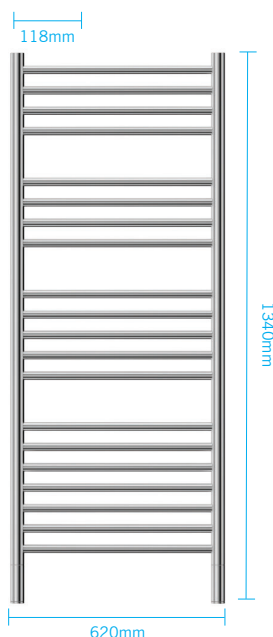





JEEVES

HEATED TOWEL RAILS

Jeeves Classic D



Model Shown: D62SPR

D62SPR

- ✔ W620 x H1340 x D118mm
- ✔ Straight Round Profile
- ✔ Polished Stainless Steel
- ✔ 4+4+5+7 Bars
- ✔ 250 Watt Output

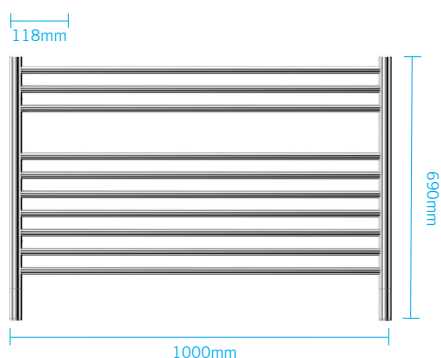
D62SBR

- ✔ W620 x H1340 x D118mm
- ✔ Straight Round Profile
- ✔ Brushed Stainless Steel
- ✔ 4+4+5+7 Bars
- ✔ 250 Watt Output

Stock Code	RRP \$ Excl.	RRP \$ Incl.
D62SPR	\$2,180.91	\$2,399.00

Stock Code	RRP \$ Excl.	RRP \$ Incl.
D62SBR	\$2,235.45	\$2,459.00

Jeeves Classic K



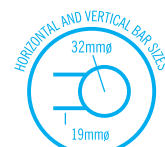
K10SPR

- ✔ W1000 x H690 x D118mm
- ✔ Straight Round Profile
- ✔ Polished Stainless Steel
- ✔ 3+7 Bars
- ✔ 200 Watt Output

Stock Code	RRP \$ Excl.	RRP \$ Incl.
K10SPR	\$1,635.45	\$1,799.00



Model Shown: K10SPR

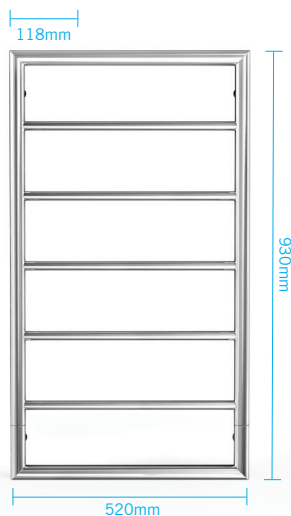




Jeeves Spartan Boxx




Model Shown: T52SPR



T52SPR

- ✔ W520 x H930 x D118mm
- ✔ Straight Round Profile
- ✔ Polished Stainless Steel
- ✔ 5 Bars
- ✔ 90 Watt Output

Stock Code	RRP \$ Excl.	RRP \$ Incl.
T52SPR	\$1,980.91	\$2,179.00



T52SBKR

- ✔ W520 x H930 x D118mm
- ✔ Straight Round Profile
- ✔ Satin Black Powder Coated
- ✔ 5 Bars
- ✔ 135 Watt Output

Stock Code	RRP \$ Excl.	RRP \$ Incl.
T52SBKR	\$2,026.36	\$2,229.00

Jeeves Tangent L



Model Shown: L52SBKR



L52SPR

- ✔ W300-520 x H1890 x D150mm
- ✔ Straight Round Profile
- ✔ Polished Stainless Steel
- ✔ 5 Bars
- ✔ 120 Watt Output

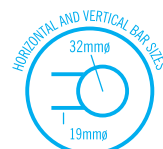
Stock Code	RRP \$ Excl.	RRP \$ Incl.
L52SPR	\$2,771.82	\$3,049.00



L52SBKR

- ✔ W300-520 x H1890 x D150mm
- ✔ Straight Round Profile
- ✔ Satin Black Powder Coated
- ✔ 5 Bars
- ✔ 200 Watt Output

Stock Code	RRP \$ Excl.	RRP \$ Incl.
L52SBKR	\$2,817.27	\$3,099.00

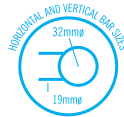
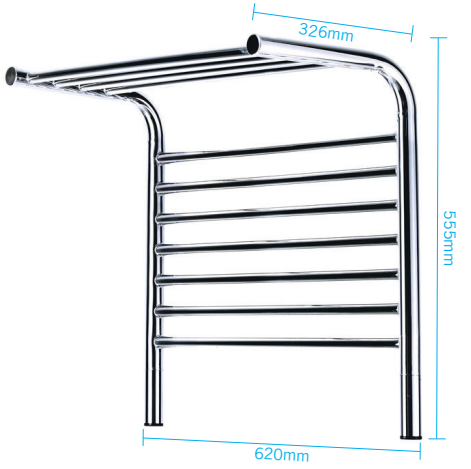




JEEVES

HEATED TOWEL RAILS

Jeeves Tangent M



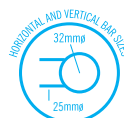
M62SPR

- ✔ W620 x H555 x D326mm
- ✔ Straight Round Profile
- ✔ Polished Stainless Steel
- ✔ 7 Bars
- ✔ 120 Watt Output



Model Shown: M62SPR

Stock Code	RRP \$ Excl.	RRP \$ Incl.
M62SPR	\$1,817.27	\$1,999.00



W11SR

- ✔ W520 x H1100 x D118mm
- ✔ Straight Round Profile
- ✔ Polished Stainless Steel
- ✔ 6 Bars
- ✔ 90 Watt Output

Jeeves Tangent W



Model Shown: W11SR

Stock Code	RRP \$ Excl.	RRP \$ Incl.
W11SR	\$1,544.55	\$1,699.00






Need a Replacement Element?

How to select the correct element for your Jeeves heated towel rail.

The element of the Jeeves heated towel rails can fail after a long period of use and the replacement Jeeves elements allow you to quickly and easily fix this without the expense and inconvenience of replacing the entire rail.

When choosing a new element, you need to know the wattage of the element that is currently in your heated towel rail. The replacement element can be within 10-15% of the wattage of the original element. A higher wattage than the original element will result in an increased surface temperature of the heated towel rail, whilst a lower wattage element will decrease the surface temperature.



Stock Code	Output (W)	RRP \$ Excl.	RRP \$ Incl.
JE60	60	\$240.91	\$265.00
JE90	90	\$244.55	\$269.00
JE120	120	\$250.00	\$275.00
JE135	135	\$259.09	\$285.00
JE150	150	\$263.64	\$290.00
JE175	175	\$268.18	\$295.00
JE200	200	\$271.82	\$299.00
JE220	220	\$279.09	\$307.00
JE250	250	\$283.64	\$312.00



Stock Code	Size (mm) W x H x D	No. Bars	Output (W)	Type	Profile	Finish	Wiring Option	IP Rating	Warranty	Page No.
12Volt Single Bar Heated Towel Rails										
DSR6	632 x 32 x 100	1	18	Single Bar	Straight Round	Polished	C, R	IP45	10*	84
DSR6B	632 x 32 x 100	1	18	Single Bar	Straight Round	Matt Black	C, R	IP45	7*	84
DSR6BR	632 x 32 x 100	1	18	Single Bar	Straight Round	Brushed	C, R	IP45	7*	84
DSR6W	632 x 32 x 100	1	18	Single Bar	Straight Round	Satin White	C, R	IP45	7*	85
DSR6GM	632 x 32 x 100	1	18	Single Bar	Straight Round	Gun Metal	C, R	IP45	7*	85
DSR6BG	632 x 32 x 100	1	18	Single Bar	Straight Round	Brushed Gold	C, R	IP45	7*	85
DSR6RG	632 x 32 x 100	1	18	Single Bar	Straight Round	Rose Gold	C, R	IP45	7*	85
DSR8	832 x 32 x 100	1	23	Single Bar	Straight Round	Polished	C, R	IP45	10*	85
DSR8B	832 x 32 x 100	1	23	Single Bar	Straight Round	Matt Black	C, R	IP45	7*	85
DSR8BR	832 x 32 x 100	1	23	Single Bar	Straight Round	Brushed	C, R	IP45	7*	85
DSR8GM	832 x 32 x 100	1	23	Single Bar	Straight Round	Gun Metal	C, R	IP45	7*	85
DSR8BG	832 x 32 x 100	1	23	Single Bar	Straight Round	Brushed Gold	C, R	IP45	7*	85
DSC6	640 x 40 x 100	1	23	Single Bar	Straight Square	Polished	C, R	IP45	10*	86
DSS4	450 x 40 x 100	1	17	Single Bar	Straight Square	Polished	C, R	IP45	10*	86
DSS6	632 x 40 x 100	1	23	Single Bar	Straight Square	Polished	C, R	IP45	10*	86
DSS6B	632 x 40 x 100	1	23	Single Bar	Straight Square	Matt Black	C, R	IP45	7*	86
DSS6BR	632 x 40 x 100	1	23	Single Bar	Straight Square	Brushed	C, R	IP45	7*	86
DSS6W	632 x 40 x 100	1	23	Single Bar	Straight Square	Satin White	C, R	IP45	7*	86
DSS8	832 x 40 x 100	1	30	Single Bar	Straight Square	Polished	C, R	IP45	10*	86
DSS8B	832 x 40 x 100	1	30	Single Bar	Straight Square	Matt Black	C, R	IP45	7*	86
DSS8BR	832 x 40 x 100	1	30	Single Bar	Straight Square	Brushed	C, R	IP45	7*	86
12Volt Vertical Bar Heated Towel Rails										
VS900H	142 x 900 x 100	1	30	Vertical Bar	Straight Round	Polished	C, T, B	IP55	10*	89
VS900HBR	142 x 900 x 100	1	30	Vertical Bar	Straight Round	Brushed	C, T, B	IP55	7*	89
VS900HB	142 x 900 x 100	1	30	Vertical Bar	Straight Round	Matt Black	C, T, B	IP55	7*	89
VS900HGM	142 x 900 x 100	1	30	Vertical Bar	Straight Round	Gun Metal	C, T, B	IP55	7*	89
VS900HBG	142 x 900 x 100	1	30	Vertical Bar	Straight Round	Brushed Gold	C, T, B	IP55	7*	89
VS900SH	142 x 900 x 100	1	30	Vertical Bar	Straight Square	Polished	C, T, B	IP55	10*	89
VS900HSW	142 x 900 x 100	1	30	Vertical Bar	Straight Round	Satin White	C, T, B	IP55	5*	90
VS900HBN	142 x 900 x 100	1	30	Vertical Bar	Straight Round	Brushed Nickel	C, T, B	IP55	5*	90
VS900HAB	142 x 900 x 100	1	30	Vertical Bar	Straight Round	Antique Brass	C, T, B	IP55	5*	90
VS900HBB	142 x 900 x 100	1	30	Vertical Bar	Straight Round	Brushed Brass	C, T, B	IP55	5*	90
12Volt Ladder Heated Towel Rails										
SR4412	600 x 800 x 122	7	90	Ladder	Straight Round	Polished	C, L, R	IP55	10*	91
SR4412B	600 x 800 x 122	7	100	Ladder	Straight Round	Matt Black	C, L, R	IP55	7*	91
SRB4412	600 x 800 x 122	7	90	Ladder	Straight Round	Brushed	C, L, R	IP55	7*	91
SS4412	600 x 800 x 120	7	90	Ladder	Straight Square	Polished	C, L, R	IP55	10*	91

Wiring Option Key: M=Multiflex (Concealed or Exposed, Left or Right, Top or Bottom) C=Concealed E=Exposed L=Left Hand R=Right Hand T=Top B=Base
 *12 Month Warranty Only on Transformer



Stock Code	Size (mm) W x H x D	No. Bars	Output (W)	Type	Profile	Finish	Wiring Option	IP Rating	Warranty	Page No.
240Volt Ladder Heated Towel Rails										
SR25M	550 x 550 x 122	4	41	Ladder	Straight Round	Polished	M	IP55	10	94
SR17M	400 x 1120 x 122	8	65	Ladder	Straight Round	Polished	M	IP55	10	94
SR23M	530 x 700 x 122	8	76	Ladder	Straight Round	Polished	M	IP55	10	94
SR44M	600 x 800 x 122	7	80	Ladder	Straight Round	Polished	M	IP55	10	95
SR27M	530 x 1120 x 122	8	80	Ladder	Straight Round	Polished	M	IP55	10	95
SR33M	750 x 700 x 122	8	104	Ladder	Straight Round	Polished	M	IP55	10	95
SR69M	700 x 1200 x 122	10	128	Ladder	Straight Round	Polished	M	IP55	10	95
SR93M	900 x 750 x 122	7	100	Ladder	Straight Round	Polished	M	IP55	10	95
SR99M	1000 x 1500 x 122	14	244	Ladder	Straight Round	Polished	M	IP55	10	95
CR40M	600 x 420 x 150	4	45	Ladder	Curved Round	Polished	M	IP55	10	97
CR23M	530 x 700 x 150	8	78	Ladder	Curved Round	Polished	M	IP55	10	97
CR44M	600 x 800 x 150	7	80	Ladder	Curved Round	Polished	M	IP55	10	97
CR27M	530 x 1120 x 150	8	82	Ladder	Curved Round	Polished	M	IP55	10	97
CR69M	700 x 1400 x 150	12	153	Ladder	Curved Round	Polished	M	IP55	10	97
SS19M	450 x 1200 x 120	10	89	Ladder	Straight Square	Polished	M	IP55	10	99
SS40M	600 x 420 x 120	4	47	Ladder	Straight Square	Polished	M	IP55	10	99
SS44M	600 x 800 x 120	7	83	Ladder	Straight Square	Polished	M	IP55	10	99
SS81M	800 x 440 x 120	4	61	Ladder	Straight Square	Polished	M	IP55	10	99
SS88M	800 x 1160 x 120	10	153	Ladder	Straight Square	Polished	M	IP55	10	99
BS24M	550 x 450 x 122	3	33	Ladder	Straight Round	Polished	M	IP55	7	101
BC44M	600 x 800 x 150	7	80	Ladder	Curved Round	Polished	M	IP55	7	101
BS44M	600 x 800 x 122	7	80	Ladder	Straight Round	Polished	M	IP55	7	101
BS46M	600 x 1080 x 122	9	103	Ladder	Straight Round	Polished	M	IP55	7	101
BS28M	500 x 800 x 120	6	81	Ladder	Straight Square	Polished	M	IP55	7	101
Matt Black 240Volt Ladder Heated Towel Rails										
SR25MB	550 x 550 x 122	4	54	Ladder	Straight Round	Matt Black	M	IP55	7	103
SR33MB	750 x 700 x 122	8	132	Ladder	Straight Round	Matt Black	M	IP55	7	103
SR44MB	600 x 800 x 122	7	100	Ladder	Straight Round	Matt Black	M	IP55	7	103
SR19MB	450 x 1200 x 122	10	110	Ladder	Straight Round	Matt Black	M	IP55	7	103
SR69MB	700 x 1200 x 122	10	162	Ladder	Straight Round	Matt Black	M	IP55	7	103
BS48MB	600 x 800 x 120	6	104	Ladder	Straight Square	Matt Black	M	IP55	7	103
SS88MB	800 x 1160 x 120	10	217	Ladder	Straight Square	Matt Black	M	IP55	7	103
Brushed Stainless Steel 240Volt Ladder Heated Towel Rails										
SRB25M	550 x 550 x 122	4	41	Ladder	Straight Round	Brushed	M	IP55	7	105
SRB44M	600 x 800 x 122	7	80	Ladder	Straight Round	Brushed	M	IP55	7	105
SSB44M	600 x 800 x 120	7	83	Ladder	Straight Square	Brushed	M	IP55	7	105
SRB27M	530 x 1120 x 122	8	80	Ladder	Straight Round	Brushed	M	IP55	7	105
SRB69M	700 x 1200 x 122	10	158	Ladder	Straight Round	Brushed	M	IP55	7	105
Coloured 240Volt Ladder Heated Towel Rails										
SR25MBG	550 x 550 x 122	4	41	Ladder	Straight Round	Brushed Gold	M	IP55	7	107
SR25MGM	550 x 550 x 122	4	41	Ladder	Straight Round	Gun Metal	M	IP55	7	107
BS44MW	600 x 800 x 122	7	80	Ladder	Straight Round	Satin White	M	IP55	7	107
SR44MBG	600 x 800 x 122	7	80	Ladder	Straight Round	Brushed Gold	M	IP55	7	107
SR44MGM	600 x 800 x 122	7	80	Ladder	Straight Round	Gun Metal	M	IP55	7	107
SR44MRG	600 x 800 x 122	7	80	Ladder	Straight Round	Polished Rose Gold	M	IP55	7	107

Wiring Option Key: M=Multiflex (Concealed or Exposed, Left or Right, Top or Bottom) C=Concealed E=Exposed L=Left Hand R=Right Hand T=Top B=Base



Stock Code	Size (mm) W x H x D	No. Bars	Output (W)	Type	Profile	Finish	Wiring Option	IP Rating	Warranty	Page No.
Plated 240Volt Ladder Heated Towel Rails										
S60SBN	600 x 790 x 118	6	80	Ladder	Straight Round	Brushed Nickel	C, B, R	IPX5	5	109
S60SBG	600 x 790 x 118	6	80	Ladder	Straight Round	Brushed Gold	C, B, R	IPX5	5	109
S60SAB	600 x 790 x 118	6	80	Ladder	Straight Round	Antique Brass	C, B, R	IPX5	5	109
S60SBB	600 x 790 x 118	6	80	Ladder	Straight Round	Brushed Brass	C, B, R	IPX5	5	109
S62SBN	620 x 1215 x 118	8	150	Ladder	Straight Round	Brushed Nickel	C, B, R	IPX5	5	109
S62SBG	620 x 1215 x 118	8	150	Ladder	Straight Round	Brushed Gold	C, B, R	IPX5	5	109
S62SAB	620 x 1215 x 118	8	150	Ladder	Straight Round	Antique Brass	C, B, R	IPX5	5	109
S62SBB	620 x 1215 x 118	8	150	Ladder	Straight Round	Brushed Brass	C, B, R	IPX5	5	109
Other 240Volt Heated Towel Rails										
SV24	600 x 540 x 99	4	48	Swivel	Straight Round	Polished	C, E, B	IP44	10	111
SV43	675 x 740 x 99	6	77	Swivel	Straight Round	Polished	C, E, B	IP44	10	111
SV35	600 x 540 x 99	4	48	Swivel	Straight Square	Polished	C, E, B	IP44	10	111
SV68	570 x 1260 x 99	8	88	Swivel	Straight Round	Polished	C, E, B	IP44	10	111
SR44SM	600 x 800 x 122	7	90	Ladder	Straight Round	Polished	M	IP55	10	112
SS44SM	600 x 800 x 120	7	90	Ladder	Straight Square	Polished	M	IP55	10	112
FS55E	590 x 900 x 355	8	119	Free Standing	Straight Flat	Polished	E	IP55	7	113
FS66E	600 x 1080 x 300	8	100	Free Standing	Straight Round	Polished	E	IP55	7	113
FC70R	700 x 2400-3000 x 50	16	280	Ladder	Straight Round	Polished	C, L, R, T, B	IP45	7	114
SB34M	560 x 850 x 140	5	60	Ladder	Straight Round	Polished	M	IP55	10	115
SB79M	680 x 1200 x 140	7	100	Ladder	Straight Round	Polished	M	IP55	10	115
Non-Heated Towel Rails										
USR54	630 x 800 x 122	5	N/A	Ladder	Straight Round	Polished	N/A	N/A	10	118
USR54B	630 x 800 x 122	5	N/A	Ladder	Straight Round	Matt Black	N/A	N/A	7	118
USV24	600 x 540 x 99	4	N/A	Swivel	Straight Round	Polished	N/A	N/A	10	118
USS56	650 x 1000 x 120	5	N/A	Ladder	Straight Square	Polished	N/A	N/A	10	119
USS56B	650 x 1000 x 120	5	N/A	Ladder	Straight Square	Matt Black	N/A	N/A	7	119
USV35	600 x 540 x 99	4	N/A	Swivel	Straight Square	Polished	N/A	N/A	10	119
USS4	450 x 40 x 100	1	N/A	Single Bar	Straight Square	Polished	N/A	N/A	10	120
USS6	632 x 40 x 100	1	N/A	Single Bar	Straight Square	Polished	N/A	N/A	10	120
USS8	832 x 40 x 100	1	N/A	Single Bar	Straight Square	Polished	N/A	N/A	10	120
USS6B	632 x 40 x 100	1	N/A	Single Bar	Straight Square	Matt Black	N/A	N/A	7	120
USS6BR	632 x 40 x 100	1	N/A	Single Bar	Straight Square	Brushed	N/A	N/A	7	120
USS6W	632 x 40 x 100	1	N/A	Single Bar	Straight Square	Satin White	N/A	N/A	7	120
USR6	632 x 32 x 100	1	N/A	Single Bar	Straight Round	Polished	N/A	N/A	10	121
USR6B	632 x 32 x 100	1	N/A	Single Bar	Straight Round	Matt Black	N/A	N/A	7	121
USC6	640 x 40 x 100	1	N/A	Single Bar	Straight Square	Polished	N/A	N/A	10	121
Jeeves Heated Towel Rails										
P62SPR	620 x 870 x 118	4+4+4	150	Ladder	Round & Square	Polished	C, B, R	IPX5	25**	124
P62SBR	620 x 870 x 118	4+4+4	150	Ladder	Round & Square	Brushed	C, B, R	IPX5	25**	124
P62SBKR	620 x 870 x 118	4+4+4	175	Ladder	Round & Square	Matt Black	C, B, R	IPX5	25**	124
D62SPR	620 x 1340 x 118	4+4+5+7	250	Ladder	Straight Round	Polished	C, B, R	IPX5	25**	125
D62SBR	620 x 1340 x 118	4+4+5+7	250	Ladder	Straight Round	Brushed	C, B, R	IPX5	25**	125
K10SPR	1000 x 690 x 118	3+7	200	Ladder	Straight Round	Polished	C, B, R	IPX5	25**	125
T52SPR	520 x 930 x 118	5	90	Ladder	Straight Round	Polished	C, B, R	IPX5	25**	126
T52SBKR	520 x 930 x 118	5	135	Ladder	Straight Round	Matt Black	C, B, R	IPX5	25**	126
L52SPR	520 x 1890 x 150	5	120	Ladder	Straight Round	Polished	C, B, R	IPX5	25**	126
L52SBKR	520 x 1890 x 150	5	200	Ladder	Straight Round	Matt Black	C, B, R	IPX5	25**	126
M62SPR	620 x 555 x 326	7	120	Ladder	Straight Round	Polished	C, B, R	IPX5	25**	127
W11SR	520 x 1100 x 118	6	90	Swivel	Straight Round	Polished	C, B	IPX5	25**	127

Wiring Option Key: M=Multiflex (Concealed or Exposed, Left or Right, Top or Bottom) C=Concealed E=Exposed L=Left Hand R=Right Hand T=Top B=Base
 **5yr warranty on element



POSITIONING YOUR THERMORAIL

Bathrooms are zoned according to Australian Standards. Positioning of a Thermorail Heated Towel Rail is the responsibility of the Electrical Installer.



ELECTRICAL SAFETY IN WET AREAS

ZONE 0

Inside bath or shower. Any fitting used in this zone must be low voltage (max 12V) or a rating of at least IPX7 is required. Transformers and switches must be outside of zone 1.

ZONE 1

Area above the bath to a height of 2.25m from the floor. A minimum of IPX4 (IP44) needed. Thermorails in this zone must be hardwired and protected by a 30mA RCD on the circuit. The switch must be outside of Zone 2.

ZONE 2

Covers 600mm outside the perimeter of the bath to a height of 2.25m from the floor. Also covers a radius of 600mm around a wash basin. Minimum rating of IPX4 (IP44) needed in this zone.

OUTSIDE ZONES

No specific requirements unless water jets are intended for cleaning purposes.

ALL ZONES

All electrical circuits in bathrooms must be protected by an RCD. If exposed to water jets such as a shower, a rating of at least IPX5 is required.



(Diagram for illustrative purposes only)

IP RATINGS

Electrical fixtures in bathrooms are certified using an IP (Ingress Protection) rating. The IP is followed by 2 numbers and refers to the level of protection against the ingress of foreign bodies (1st number) and protection against the ingress of liquids (2nd number). The higher the second number is the greater protection the item has from water ingress.

ZONAL GUIDELINES

All domestic installations must comply with guidelines based on the zonal requirements. Thermogroup recommends that all electrical work is carried out by a qualified electrician in accordance with current regulations. Consult your electrician for wiring requirements in your area.



Thermorail Warranty Information

25 Year Warranty

Jeeves Heated Towel Rails are covered by a 25 Year replacement warranty. This covers the rail body and finish. This warranty does not apply to the replacement heating element (5 Years on element). This applies to the following product:

Thermorail Range / Colours	Page number
Jeeves Heated Towel Rails	Pages 124-127

10 Year Warranty

Standard Thermorail Polished Stainless Steel Rails are covered by a 10 Year replacement warranty. This covers the rail body, finish and the element. This warranty does not apply to the independent 12Volt transformer. This applies to the following products.

Thermorail Range / Colours	Page number
Polished Stainless Steel Single Bar Rails	Pages 84-86,120-121
Polished Stainless Steel Vertical Rails	Page 89
Polished Stainless Steel 12Volt Ladder Rails	Page 91
Polished Stainless Steel Ladder Rails	Pages 94,95,97,99,111,112,115

7 Year Warranty

Standard Plated/Coloured and Budget Ladder Rails are covered by a 7 Year replacement warranty. This covers the plated finish, the rail body and the element. This warranty does not apply to the independent 12Volt transformer. This applies to the following products.

Thermorail Range / Colours	Page number
Brushed, Black, White, Brushed Gold, Gun Metal, & Rose Gold Single and Vertical Bar Rails	Pages 84-86, 89, 120-121
Black, Brushed, White, Brushed Gold, Gun Metal, and Rose Gold Ladder Rails	Pages 91, 103, 107, 118-119
240Volt Budget Ladder Rails	Page 101
Free Standing Rails	Page 113
Floor-to-Ceiling Rail	Page 114

5 Year Warranty

All custom plated rails have a 5 Year replacement warranty. This covers the plated finish, the rail body and the element. This applies to the following products.

Thermorail Range / Colours	Page number
Vertical Plated Range	Page 90
Ladder Plated Range	Page 109
Jeeves Rail Element	Pages 124-128

Transformer Warranty

All Low Voltage (12Volt) rails are supplied with a 12Volt driver/transformer. This is covered by a 12 Month warranty only.

Timer Warranty

Timer warranty periods differ to the towel rail warranties. For timer warranties see pages 116-117. Installing a towel rail with or without a timer does not impact the warranty period of the towel rail.

Additional Information

The Thermorail Heated Towel Rails warranty against manufactures defects is a limited liability warranty and will only apply if the product is registered online. Online registration must be completed within 60days of installation. Failure to complete this form will void the warranty.

If the product develops a fault within the warranty period due to normal wear and tear, Thermogroup at its discretion will recognise whether it's a faulty product or not. If it is impossible or not economical for the manufacturer to repair the product, the manufacturer will replace the faulty product with a new unit of the same model or if there is no stock available of the same model as the product, the manufacturer will replace the product with a new unit of a similar size. No responsibility can be taken for altered dimensions and lining up of existing holes.

Any damage caused by improper use or carelessness or incorrect wiring is not covered. Thermogroup is not responsible for any monetary loss or injuries caused by improper use of this product.

Our goods come with guarantees that cannot be excluded under the Australian Consumer Law. You are entitled to a replacement or refund for a major failure and compensation for any other reasonably foreseeable loss or damage. You are also entitled to have the goods repaired or replaced if the goods fail to be of acceptable quality and the failure does not amount to a major failure.



Heated Towel Rail FAQs

We have put together a range of answers to the most frequently asked questions about our Thermorail Heated Towel Rails.

If you have a question that isn't answered here please give us a call.

Why do I need a heated towel rail?

Heated towel rails were once considered a luxury but now are widely used to provide warm dry towels in the cold winter months. Heated towel rails also create a more hygienic environment in your bathroom by keeping towels dry and free from germs or mould. Heated towel rails also help save electricity and water as they reduce the need for continuous towel washing and tumble drying.

What temperature will the towel rail get to?

A Thermorail heated towel rail will generally heat up to around 35 degrees and heats up a lot quicker than a hydronic rail. When a towel is placed over the bars the towel insulates the rail and absorbs the heat, meaning that beneath the towel the temperature will rise to between 50 – 55 degrees.

A hydronic rail heats the entire rail to 55 degrees, taking longer to reach temperature, but helping add warmth to the bathroom. As the element is heating the water and not the air, covering the rail with a towel will not cause it to get any hotter.

What does it cost to run a heated towel rail?

A standard dry element rail can cost as little as 1 cent per hour to run. This can be further reduced by adding a timer to provide optimum control over running times.

What is the heat up time on my towel rail?

An electric towel rail will take 5 minutes to start getting warm and within approximately 30 minutes it will reach optimum temperature. A hydronic or liquid filled rail will take closer to an hour to reach its optimum temperature. Although the towel rail will get to temperature within 30 minutes it will take 1½-3hrs to dry the towels (Dependant on ambient temperature and size, quantity and dampness of the towels)

What is the best way to dry my towels?

Contrary to what most people think, if the towel is folded when placed on the towel rail it will actually dry better than if the towel is just draped over in a single layer. This is because the folded towel will insulate the towel rail allowing it to dry the towel quicker.

My towels aren't getting hot enough, is something wrong?

Towel rails in Australia are designed to dry and gently warm the towel but not to get as hot as a radiator. So, although the towel rail will dry your towel and provide some warmth it will not be heated to the extent that a tumble dryer will heat your towel.

How do I control my heated towel rail?

Thermorail Heated Towel Rails are safe to be left running continuously however most times it is preferable to have the ability to control when your heated towel rail is on and off, thus saving you energy. The majority of the range of Thermorails don't have a switch on the unit but can be very simply wired to a standard switch.

Alternatively, you can wire the Thermorail to a timer that can be programmed to turn on and off to suit your lifestyle. See Thermorail Timers on page 116-117.

Will the towel rail heat my bathroom?

Thermorail electric heated towel rails are designed as a towel warmer only and won't add heat to your bathroom. However, hydronic and liquid filled rails are designed to not only heat your towel, but also add some warmth to the bathroom although they are still not designed as bathroom heaters.



When ordering a Thermorail do I need to specify which wiring option I require?

Any Thermorail that has Multiflex wiring (symbolised by an 'M' after the numbers in the code) has the option of being concealed or exposed wired at any of the four mounting points. All the parts required for any of these mounting options come as standard with the Thermorail – you do not need to purchase anything extra or specify the wiring required, this can be decided at the time of installation.

What is Multiflex wiring?

Multiflex wiring means there is a range of different wiring options within the one rail so the wiring can be decided at the time of installation. The multiple wiring options available are at either the top or the bottom of the rail, on the left or right hand side - making it possible to come from any of the four mounting points. Wiring can also be exposed (plug in) or concealed (hard wired). See more details on page 93.

Can I retrofit a heated towel rail into an existing bathroom?

The majority of the Thermorail range (excluding the 12Volt Range) have the option to have exposed wiring. This means that the heated towel rail can be very easily mounted to your wall in an existing bathroom and plugged into a nearby power point meaning that no wiring is required in the wall or roof cavity.

Can I install the heated towel rail myself?

The towel rail is supplied with complete installation instructions so if the towel rail is going to be plugged into a power point then you can easily install the towel rail yourself. However, if you are hardwiring the towel rail then you will require a qualified electrician to wire it up.

What does the IP Rating mean?

IP rating is the ingress protection rating on electrical products that determines where an electrical product can be installed in the bathroom. More information on page 132.

Where can I place my heated towel rail in my bathroom?

The majority of the Thermorail range have an IP55 rating which is one of the highest ratings available for heated towel rails. This allows for placing the towel rail in most areas of the bathroom however you should always consult your electrician to ensure the chosen position is suitable for the heated towel rail you have selected.

What if I wanted a heated model in non-heated?

The majority of the Thermorail heated towel rails have the wiring concealed in the leg and no switch located on the rail. This means you can mount the rail to the wall without connecting the rail to power and use it as a non-heated rail. There will be no visible difference.

What are the towel rails made from?

All of the dry electric towel rails are made from quality stainless steel and polished to a mirror finish (unless otherwise specified).

How can I take care of my stainless steel product?

The stainless steel is very hardwearing and easy to maintain. Cleaning the towel rail should be done with a soft cloth and avoid hard scrubbing, scratching or using acid based cleaning products.

Do 12Volt Thermorails get as warm as standard 240Volt Thermorails?

The 12Volt Thermorail range will get as warm and dry your towels as efficiently as the standard 240Volt Thermorails. This is because the amount of heat output is related to the wattage of the rail rather than the voltage, so a 12Volt Thermorail will put out the same amount of heat as a 240Volt Thermorail with the same wattage.

Are 12Volt rails more efficient than 240Volt rails?

No, a 12Volt rail will use the same amount of electricity as a 240Volt rail of the same wattage.

Where should the transformer be installed?

The transformer can be installed in the ceiling or the wall cavity no further than two metres from the rails. If mounting in the wall cavity the transformer must be behind a switch plate to enable access and the transformer needs to have ventilation.

How many single bar towel rails can I have in a set?

The number of Single Bar 12Volt Rails that you include in a set is only limited by your imagination. To dry and warm your towels effectively you will need a minimum of 3 rails per set.

Do I need to order a mounting system?

No, the single bar rails have all the parts needed for installation however the mounting system is recommended when installing multiple bars as it makes it easier for the cable management and spacing.

Did you know?

Moraine Lake is surrounded by mountains, waterfalls, and rock piles, creating a scene so stunning it almost seems unreal. The water colour is a vivid shade of turquoise where it reflects the beautiful view like a mirror. It's an iconically jaw-dropping place that is sure to leave a lasting impression. The lake has a surface area of 50 hectares that looks like a wide mirror.





Ablaze Mirrors








Model Shown: DP5010HN/DP5010GT




Ablaze Mirrors add a touch of luxury to every bathroom

When you are looking to add that little bit extra to your bathroom design there is sure to be something that suits you from our extensive mirror range.

-  Back-lit mirrors enhance ambience and add luxury to your bathroom
-  Wall mounted magnifying mirrors, available in a range of styles to suit your needs for make-up application or shaving
-  Thermomirror demister pads ensure a condensation free mirror after your hot shower or bath
-  Range of plain mirrors to suit all styles and budgets
-  Black framed mirrors suited to any room with dark modern tones

Premium Back-lit Mirrors



Ablaze Premium Back-lit Mirrors run on a low energy light allowing the light to be left on constantly and used as a night light. All models include LED lights and a 12 Volt transformer. Wiring is through the centre of the back box and this needs to be hard wired to a switch in the room, either with your light switch or an additional switch in the centre of a power point.



S Range



Stock Code	Light	Size W x H x D (mm)	Output (W)	RRP \$ Excl.	RRP \$ Incl.
S500C	Cool	750 x 500 x 45	39	\$726.36	\$799.00
S759C	Cool	900 x 750 x 45	55	\$1,080.91	\$1,189.00
S900C	Cool	900 x 900 x 45	68	\$1,180.91	\$1,299.00
S1200C	Cool	1200 x 800 x 45	103	\$1,362.73	\$1,499.00
S1500C	Cool	1500 x 800 x 45	115	\$1,508.18	\$1,659.00



Premium Back-lit Mirrors

SR Range



Stock Code	Light	Size W x H x D (mm)	Output (W)	RRP \$ Excl.	RRP \$ Incl.
SR759C	Cool	900 x 750 x 45	51	\$1,162.73	\$1,279.00
SR1118C	Cool	1200 x 800 x 45	66	\$1,426.36	\$1,569.00

RB Range



Stock Code	Light	Size (mm)	Output (W)	RRP \$ Excl.	RRP \$ Incl.
RB610C	Cool	610 ø x 45	18	\$717.27	\$789.00
RB610W	Warm	610 ø x 45	18	\$717.27	\$789.00



Premium Back-lit Mirrors




SS Range



Stock Code	Light	Size W x H x D (mm)	Output (W)	RRP \$ Excl.	RRP \$ Incl.
SS759C	Cool	900 x 750 x 43	86	\$1,080.91	\$1,189.00
SS128C	Cool	1200 x 800 x 43	108	\$1,362.73	\$1,499.00



RS Range



Stock Code	Light	Size W x H x D (mm)	Output (W)	RRP \$ Excl.	RRP \$ Incl.
RS600C	Cool	600 ø x 43	41	\$680.91	\$749.00
RS600W	Warm	600 ø x 43	41	\$680.91	\$749.00
RS900C	Cool	900 ø x 43	79	\$1,090.00	\$1,199.00
RS900W	Warm	900 ø x 43	79	\$1,090.00	\$1,199.00



Premium Back-lit Mirrors

SO Range



Stock Code	Light	Size W x H x D (mm)	Output (W)	RRP \$ Excl.	RRP \$ Incl.
S0500C	Cool	500 x 1000 x 45	39	\$817.27	\$899.00
S0500W NEW	Warm	500 x 1000 x 45	39	\$817.27	\$899.00

SSC Range



Stock Code	Light	Size W x H x D (mm)	Output (W)	RRP \$ Excl.	RRP \$ Incl.
SSC128C	Cool	1200 x 800 x 45	108	\$1,362.73	\$1,499.00



Model Shown: L155CSMC



Ablaze Magnifying Mirrors

Ablaze Magnifying Mirrors are an important accessory in bathrooms today, giving you the extra clarity required when applying make-up or shaving. With a large range of models to choose from, there is sure to be one to suit your décor, style & budget.



Ablaze Lit Magnifying Mirrors



L252CSMC/L252CSME

- 3x Magnification
- 250mm Diameter
- Chrome Plated Brass
- Arm Extends to 390mm
- 3 Watt White LED Light
- Concealed (C) or Exposed (E) Wiring

Stock Code	RRP \$ Excl.	RRP \$ Incl.
L252CSMC	\$399.09	\$439.00
L252CSME	\$399.09	\$439.00



L253CSMC

- 3x Magnification
- 250mm Diameter
- Chrome Plated Brass
- Arm Extends to 390mm
- 3 Watt Warm LED Light
- Concealed Wiring

Stock Code	RRP \$ Excl.	RRP \$ Incl.
L253CSMC	\$399.09	\$439.00



L255CSMC/L255CSME

- 5x Magnification
- 250mm Diameter
- Chrome Plated Brass
- Arm Extends to 390mm
- 3 Watt White LED Light
- Concealed (C) or Exposed (E) Wiring

Stock Code	RRP \$ Excl.	RRP \$ Incl.
L255CSMC	\$408.18	\$449.00
L255CSME	\$408.18	\$449.00



L252CSMCB

- 3x Magnification
- 250mm Diameter
- Matt Black Finish
- Arm Extends to 390mm
- 3 Watt White LED Light
- Concealed Wiring

Stock Code	RRP \$ Excl.	RRP \$ Incl.
L252CSMCB	\$431.82	\$475.00



L252GSMC

- 3x Magnification
- 250mm Diameter
- Polished Gold Plated Brass
- Arm Extends to 390mm
- 3 Watt White LED Light
- Concealed Wiring

Stock Code	RRP \$ Excl.	RRP \$ Incl.
L252GSMC	\$499.09	\$549.00



Stock codes ending in 'C' represent Concealed Wiring (Hard-wired). Stock codes ending in 'E' represent Exposed Wiring (Plug-in).



Ablaze Lit Magnifying Mirrors



L155CSMC

- Double Sided Mirror
- 1x & 5x Magnification
- 200mm Diameter
- Chrome Plated Brass
- Arm Extends to 320mm
- 3 Watt White LED Light
- Concealed Wiring

Stock Code	RRP \$ Excl.	RRP \$ Incl.
L155CSMC	\$453.64	\$499.00



L258CSMC/L258CSME

- Double Sided Mirror
- 1x & 8x Magnification
- 200mm Diameter
- Chrome Plated Brass
- Arm Extends to 320mm
- 3 Watt White LED Light
- Concealed (C) or Exposed (E) Wiring

Stock Code	RRP \$ Excl.	RRP \$ Incl.
L258CSMC	\$468.18	\$515.00
L258CSME	\$468.18	\$515.00



LR257CSM

- 7x Magnification
- 200mm Diameter
- Chrome Plated Brass
- Arm Extends to 380mm
- 3 Watt White LED Light
- Concealed Wiring

Stock Code	RRP \$ Excl.	RRP \$ Incl.
LR257CSM	\$326.36	\$359.00



LS205CSMC/LS205CSME

- 3x Magnification
- 200 x 200mm
- Chrome Plated Brass
- Arm Extends to 390mm
- 3 Watt White LED Light
- Concealed (C) or Exposed (E) Wiring

Stock Code	RRP \$ Excl.	RRP \$ Incl.
LS205CSMC	\$477.27	\$525.00
LS205CSME	\$477.27	\$525.00



LS205CSMCB

- 3x Magnification
- 200 x 200mm
- Matt Black Finish
- Arm Extends to 390mm
- 3 Watt White LED Light
- Concealed Wiring

Stock Code	RRP \$ Excl.	RRP \$ Incl.
LS205CSMCB	\$504.55	\$555.00



Stock codes ending in 'C' represent Concealed Wiring (Hard-wired). Stock codes ending in 'E' represent Exposed Wiring (Plug-in).



Ablaze Non-Lit Magnifying Mirrors



R16SM

- Double Sided Mirror
- 1x & 5x Magnification
- 200mm Diameter
- Chrome Plated Brass
- Arm Extends to 330mm

Stock Code	RRP \$ Excl.	RRP \$ Incl.
R16SM	\$171.82	\$189.00



R16SMB

- Double Sided Mirror
- 1x & 5x Magnification
- 200mm Diameter
- Matt Black Finish
- Arm Extends to 330mm

Stock Code	RRP \$ Excl.	RRP \$ Incl.
R16SMB	\$190.00	\$209.00



R18SM

- Double Sided Mirror
- 1x & 8x Magnification
- 200mm Diameter
- Chrome Plated Brass
- Arm Extends to 330mm


Stock Code	RRP \$ Excl.	RRP \$ Incl.
R18SM	\$190.00	\$209.00



R10SM

- Double Sided Mirror
- 1x & 10x Magnification
- 200mm Diameter
- Chrome Plated Brass
- Arm Extends to 330mm

Stock Code	RRP \$ Excl.	RRP \$ Incl.
R10SM	\$217.27	\$239.00





Ablaze Non-Lit Magnifying Mirrors



S15SM

- Double Sided Mirror
- 1x & 5x Magnification
- 200 x 200mm
- Chrome Plated Brass
- Arm Extends to 330mm

Stock Code	RRP \$ Excl.	RRP \$ Incl.
S15SM	\$317.27	\$349.00



S15SMB

- Double Sided Mirror
- 1x & 5x Magnification
- 200 x 200mm
- Matt Black Finish
- Arm Extends to 330mm

Stock Code	RRP \$ Excl.	RRP \$ Incl.
S15SMB	\$335.45	\$369.00



RS204GSM

- Double Sided Mirror
- 1x & 4x Magnification
- 150mm Diameter
- Polished Gold Plated Brass
- Arm Extends to 500mm


Stock Code	RRP \$ Excl.	RRP \$ Incl.
RS204GSM	\$217.27	\$239.00



R46SM

- Double Sided Mirror
- 1x & 4x Magnification
- 200mm Diameter
- Chrome Plated Brass
- Arm Extends to 500mm

Stock Code	RRP \$ Excl.	RRP \$ Incl.
R46SM	\$190.00	\$209.00





Model shown : BMR60BF



Black Frame Mirrors



Round Mirror with Black Frame


Stock Code	Size (mm)	RRP \$ Excl.	RRP \$ Incl.
BMR60BF	600 \varnothing x 52	\$399.09	\$439.00
BMR90BF	900 \varnothing x 52	\$508.18	\$559.00



Round Mirror with Black Frame and Demister

Stock Code	Size (mm)	Output (W)	RRP \$ Excl.	RRP \$ Incl.
BMR60BFD	600 \varnothing x 52	19	\$521.82	\$574.00
BMR90BFD	900 \varnothing x 52	46	\$643.64	\$708.00

Demister not attached to mirror; supplied as two separate components.



Rectangle Mirror with Black Frame

Stock Code	Size (mm)	RRP \$ Excl.	RRP \$ Incl.
BMS759BF	750 x 900 x 52	\$508.18	\$559.00



Rectangle Mirror with Black Frame and Demister

Stock Code	Size (mm)	Output (W)	RRP \$ Excl.	RRP \$ Incl.
BMS759BFD	750 x 900 x 52	43	\$643.64	\$708.00

Demister not attached to mirror; supplied as two separate components.










Model Shown: AC7510HN/AC7510GT



New Ablaze Frameless Mirror Range

When you are looking to add that little bit extra to your bathroom design there is sure to be something that suits you from our extensive mirror range.

-  The Frameless Mirror Range are a premium mirror featuring a two year warranty. Mirrors are manufactured to a high standard in Taiwan to comply with Australian standards.
-  Mirrors are available with metal hangers for easy mounting or glue-to-wall for sticking directly to the wall with a suitable mirror adhesive.
-  All of the Ablaze Frameless Mirrors are edge sealed for lasting protection against moisture and other harmful conditions which can cause silver backing creep.
-  All of the Ablaze Frameless Mirror Range feature a vinyl backing film which is designed to hold any pieces of glass together, should the mirror break.
-  The Ablaze Frameless Mirror Range replaces the Ablaze Contractor and Ablaze Signature ranges. For a listing of superseded products go to www.thermogroup.com.au/old-mirrors.

Demister Packages

The Ablaze Frameless Mirror Range are available in Demister packages. These are a separate SKU listed on each product page and all SKU's end with a 'D'. The demister and mirror are shipped separately and the demister will need to be adhered to the mirror prior to installation of the mirror. Please note, if a demister package is not listed, this is due to the hanger positions on the mirror not allowing for a suitable sized demister. For more information on the demisters see page 159.

Mirror Fixings

There are two available fixing methods for the Ablaze Frameless Mirror Range.

The hanger method features aluminium hangers on the back of the mirror and a tongue wall hanger that screws onto the wall which the hanger on the mirror back goes over. We recommend additional timber in the wall to make a secure fixing point, especially for large mirrors. For more information refer to the installation guide. Mirrors with hangers have 'HN' after the numbers in the product code.

The glue-to-wall method is designed so the mirror is adhered directly to the wall using mirror adhesive (not supplied). You will need to ensure the adhesive is suitable for use with mirrors. The glue-to-wall method allows for mounting of the mirror close to the wall surface however this does make removing the mirror in the future more difficult. Mirrors with glue-to-wall fixings have 'GT' after the numbers in the product code.



ablaze

MIRRORS



Montana Rectangle 25mm Bevel Edge Mirrors

Mirror Only

Size (mm)	Stock Code	Fixing Method	RRP \$ Excl.	RRP \$ Incl.
600 x 700	MS6075HN	Hangers	\$253.64	\$279.00
	MS6075GT	Glue-to-Wall	\$226.36	\$249.00
600 x 900	MS6090HN	Hangers	\$299.09	\$329.00
	MS6090GT	Glue-to-Wall	\$271.82	\$299.00
900 x 750	MS9075HN	Hangers	\$353.64	\$389.00
	MS9075GT	Glue-to-Wall	\$326.36	\$359.00
900 x 900	MS9090HN	Hangers	\$377.27	\$415.00
	MS9090GT	Glue-to-Wall	\$350.00	\$385.00
1200 x 800	MS1280HN	Hangers	\$477.27	\$525.00
	MS1280GT	Glue-to-Wall	\$450.00	\$495.00
1500 x 900	MS1590HN	Hangers	\$626.36	\$689.00
	MS1590GT	Glue-to-Wall	\$599.09	\$659.00

Mirror and Demister Package

Size (mm)	Stock Code	Fixing Method	Output	RRP \$ Excl.	RRP \$ Incl.
600 x 750	MS6075HND	Hangers	38W	\$376.36	\$414.00
	MS6075GTD	Glue-to-Wall	38W	\$349.09	\$384.00
600 x 900	MS6090HND	Hangers	55W	\$434.55	\$478.00
	MS6090GTD	Glue-to-Wall	55W	\$407.27	\$448.00
900 x 750	MS9075HND	Hangers	60W	\$525.45	\$578.00
	MS9075GTD	Glue-to-Wall	60W	\$498.18	\$548.00
900 x 900	MS9090HND	Hangers	80W	\$567.27	\$624.00
	MS9090GTD	Glue-to-Wall	80W	\$540.00	\$594.00
1200 x 800	MS1280HND	Hangers	100W	\$685.45	\$754.00
	MS1280GTD	Glue-to-Wall	100W	\$658.18	\$724.00
1500 x 900	MS1590HND	Hangers	145W	\$861.82	\$948.00
	MS1590GTD	Glue-to-Wall	145W	\$834.55	\$918.00

Demister not attached to mirror; supplied as two separate components.



Kent Round 18mm Bevel Edge Mirrors

Mirror Only

Size (mm)	Stock Code	Fixing Method	RRP \$ Excl.	RRP \$ Incl.
500Ø	KR5050HN	Hangers	\$208.18	\$229.00
	KR5050GT	Glue-to-Wall	\$199.09	\$219.00
600Ø	KR6060HN	Hangers	\$244.55	\$269.00
	KR6060GT	Glue-to-Wall	\$235.45	\$259.00
700Ø	KR7070HN	Hangers	\$299.09	\$329.00
	KR7070GT	Glue-to-Wall	\$290.00	\$319.00
800Ø	KR8080HN	Hangers	\$353.64	\$389.00
	KR8080GT	Glue-to-Wall	\$344.55	\$379.00
900Ø	KR9090HN	Hangers	\$390.00	\$429.00
	KR9090GT	Glue-to-Wall	\$380.91	\$419.00

Mirror and Demister Package

Size (mm)	Stock Code	Fixing Method	Output	RRP \$ Excl.	RRP \$ Incl.
500Ø	KR5050GTD	Glue-to-Wall	16W	\$298.18	\$328.00
600Ø	KR6060GTD	Glue-to-Wall	24W	\$343.64	\$378.00
700Ø	KR7070HND	Hangers	24W	\$407.27	\$448.00
	KR7070GTD	Glue-to-Wall	24W	\$398.18	\$438.00
800Ø	KR8080HND	Hangers	38W	\$476.36	\$524.00
	KR8080GTD	Glue-to-Wall	38W	\$467.27	\$514.00
900Ø	KR9090HND	Hangers	55W	\$525.45	\$578.00
	KR9090GTD	Glue-to-Wall	55W	\$516.36	\$568.00

Demister not attached to mirror; supplied as two separate components.

For more information on Thermomirror
Mirror Demisters view page 159.



ablaze

MIRRORS

NEW



Jackson Rectangle Polished Edge Mirrors

Mirror Only

Size (mm)	Stock Code	Fixing Method	RRP \$ Excl.	RRP \$ Incl.
600 x 750	JS6075HN	Hangers	\$227.27	\$250.00
	JS6075GT	Glue-to-Wall	\$204.55	\$225.00
600 x 900	JS6090HN	Hangers	\$277.27	\$305.00
	JS6090GT	Glue-to-Wall	\$254.55	\$280.00
900 x 750	JS9075HN	Hangers	\$321.82	\$354.00
	JS9075GT	Glue-to-Wall	\$299.09	\$329.00
900 x 900	JS9090HN	Hangers	\$349.09	\$384.00
	JS9090GT	Glue-to-Wall	\$326.36	\$359.00
1200 x 800	JS1280HN	Hangers	\$449.09	\$494.00
	JS1280GT	Glue-to-Wall	\$426.36	\$469.00
1500 x 900	JS1590HN	Hangers	\$576.36	\$634.00
	JS1590GT	Glue-to-Wall	\$553.64	\$609.00

Mirror and Demister Package

Size (mm)	Stock Code	Fixing Method	Output	RRP \$ Excl.	RRP \$ Incl.
600 x 750	JS6075HND	Hangers	38W	\$350.00	\$385.00
	JS6075GTD	Glue-to-Wall	38W	\$327.27	\$360.00
600 x 900	JS6090HND	Hangers	55W	\$412.73	\$454.00
	JS6090GTD	Glue-to-Wall	55W	\$390.00	\$429.00
900 x 750	JS9075HND	Hangers	60W	\$493.64	\$543.00
	JS9075GTD	Glue-to-Wall	60W	\$470.91	\$518.00
900 x 900	JS9090HND	Hangers	80W	\$539.09	\$593.00
	JS9090GTD	Glue-to-Wall	80W	\$516.36	\$568.00
1200 x 800	JS1280HND	Hangers	100W	\$657.27	\$723.00
	JS1280GTD	Glue-to-Wall	100W	\$634.55	\$698.00
1500 x 900	JS1590HND	Hangers	145W	\$811.82	\$893.00
	JS1590GTD	Glue-to-Wall	145W	\$789.09	\$868.00

Demister not attached to mirror; supplied as two separate components.

NEW



Rio Round Polished Edge Mirrors

Mirror Only

Size (mm)	Stock Code	Fixing Method	RRP \$ Excl.	RRP \$ Incl.
500Ø	RR5050HN	Hangers	\$180.91	\$199.00
	RR5050GT	Glue-to-Wall	\$171.82	\$189.00
600Ø	RR6060HN	Hangers	\$199.09	\$219.00
	RR6060GT	Glue-to-Wall	\$190.00	\$209.00
700Ø	RR7070HN	Hangers	\$253.64	\$279.00
	RR7070GT	Glue-to-Wall	\$244.55	\$269.00
800Ø	RR8080HN	Hangers	\$299.09	\$329.00
	RR8080GT	Glue-to-Wall	\$290.00	\$319.00
900Ø	RR9090HN	Hangers	\$344.55	\$379.00
	RR9090GT	Glue-to-Wall	\$335.45	\$369.00

Mirror and Demister Package

Size (mm)	Stock Code	Fixing Method	Output	RRP \$ Excl.	RRP \$ Incl.
500Ø	RR5050GTD	Glue-to-Wall	16W	\$270.91	\$298.00
600Ø	RR6060GTD	Glue-to-Wall	24W	\$298.18	\$328.00
700Ø	RR7070HND	Hangers	24W	\$361.82	\$398.00
	RR7070GTD	Glue-to-Wall	24W	\$352.73	\$388.00
800Ø	RR8080HND	Hangers	38W	\$421.82	\$464.00
	RR8080GTD	Glue-to-Wall	38W	\$412.73	\$454.00
900Ø	RR9090HND	Hangers	55W	\$480.00	\$528.00
	RR9090GTD	Glue-to-Wall	55W	\$470.91	\$518.00


Demister not attached to mirror; supplied as two separate components.

For more information on Thermomirror Mirror Demisters view page 159.



ablaze

MIRRORS



Aspen Arch Polished Edge Mirrors

Mirror Only

Size (mm)	Stock Code	Fixing Method	RRP \$ Excl.	RRP \$ Incl.
500 x 800	AC5080HN	Hangers	\$253.64	\$279.00
	AC5080GT	Glue-to-Wall	\$244.55	\$269.00
750 x 1000	AC7510HN	Hangers	\$353.64	\$389.00
	AC7510GT	Glue-to-Wall	\$344.55	\$379.00

Mirror and Demister Package

Size (mm)	Stock Code	Fixing Method	Output	RRP \$ Excl.	RRP \$ Incl.
500 x 800	AC5080HND	Hangers	24W	\$361.82	\$398.00
	AC5080GTD	Glue-to-Wall	24W	\$352.73	\$388.00
750 x 1000	AC7510HND	Hangers	60W	\$525.45	\$578.00
	AC7510GTD	Glue-to-Wall	60W	\$516.36	\$568.00

Demister not attached to mirror; supplied as two separate components.



Duke Pill Polished Edge Mirrors

Mirror Only

Size (mm)	Stock Code	Fixing Method	RRP \$ Excl.	RRP \$ Incl.
500 x 1000	DP5010HN	Hangers	\$280.91	\$309.00
	DP5010GT	Glue-to-Wall	\$271.82	\$299.00

Mirror and Demister Package

Size (mm)	Stock Code	Fixing Method	Output	RRP \$ Excl.	RRP \$ Incl.
500 x 1000	DP5010HND	Hangers	24W	\$389.09	\$428.00
	DP5010GTD	Glue-to-Wall	24W	\$380.00	\$418.00

Demister not attached to mirror; supplied as two separate components.



For more information on Thermomirror
Mirror Demisters view page 159.



ablaze

MIRRORS



NEW

Sierra Sandblasted Border, Polished Edge Mirrors

Mirror Only

Size (mm)	Stock Code	Fixing Method	RRP \$ Excl.	RRP \$ Incl.
600 x 750	SS6075HN	Hangers	\$280.91	\$309.00
900 x 750	SS9075HN	Hangers	\$408.18	\$449.00
1500 x 900	SS1590HN	Hangers	\$653.64	\$719.00

Mirror and Demister Package

Size (mm)	Stock Code	Fixing Method	Output	RRP \$ Excl.	RRP \$ Incl.
600 x 750	SS6075HND	Hangers	38W	\$403.64	\$444.00
900 x 750	SS9075HND	Hangers	60W	\$580.00	\$638.00
1500 x 900	SS1590HND	Hangers	145W	\$889.09	\$978.00

Demister not attached to mirror; supplied as two separate components.



NEW

Cody Oval Polished Edge Mirrors

Mirror Only

Size (mm)	Stock Code	Fixing Method	RRP \$ Excl.	RRP \$ Incl.
600 x 800	CO6080HN	Hangers	\$290.00	\$319.00
	CO6080GT	Glue-to-Wall	\$280.91	\$309.00
900 x 750	CO9075HN	Hangers	\$371.82	\$409.00
	CO9075GT	Glue-to-Wall	\$362.73	\$399.00

Mirror and Demister Package

Size (mm)	Stock Code	Fixing Method	Output	RRP \$ Excl.	RRP \$ Incl.
600 x 800	CO6080HND	Hangers	24W	\$398.18	\$438.00
	CO6080GTD	Glue-to-Wall	24W	\$389.09	\$428.00
900 x 750	CO9075HND	Hangers	30W	\$498.18	\$548.00
	CO9075GTD	Glue-to-Wall	30W	\$489.09	\$538.00

Demister not attached to mirror; supplied as two separate components.



For more information on Thermomirror
Mirror Demisters view page 159.

Before
Thermomirror



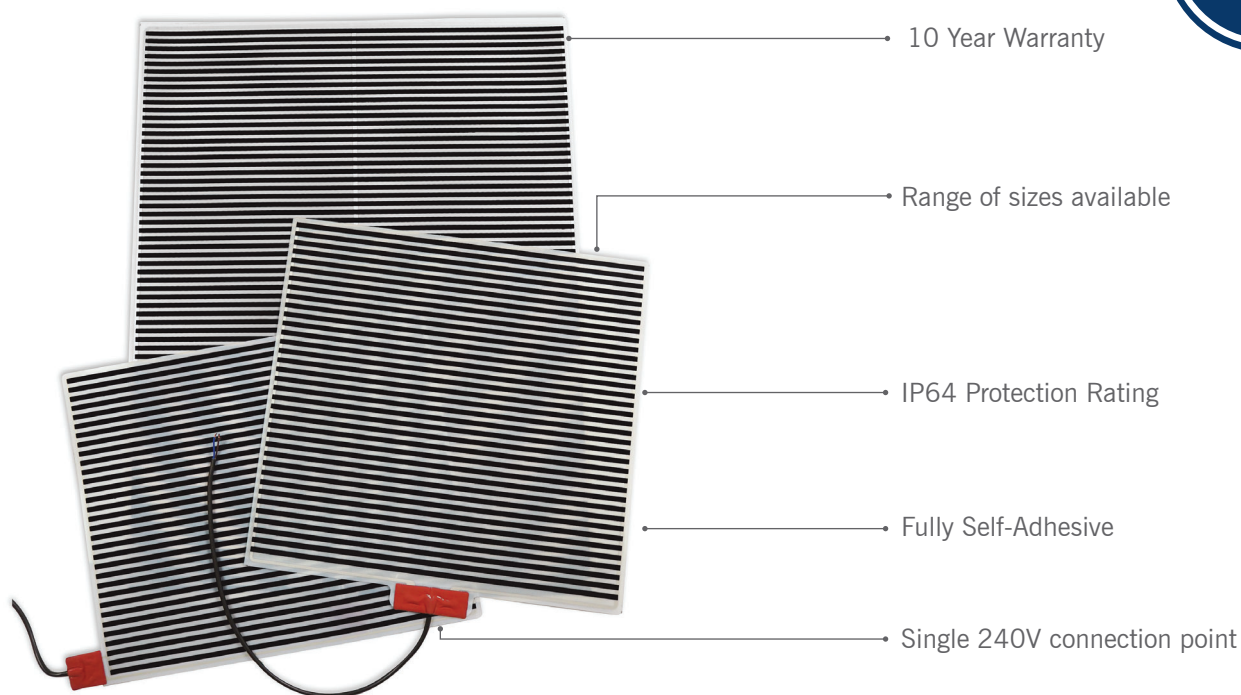
After
Thermomirror





thermomirror

MIRROR DE-STEAMING

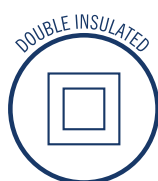


Thermomirror Demister Pads


Thermomirror is a must for every bathroom. The ultra-thin demister pad provides a clear and condensation free mirror in any bathroom and is available in a range of practical sizes.

The demister must be applied directly to the back of the mirror. The demister is designed to warm the mirror slightly to eliminate the difference in temperature between the mirror and the bathroom ensuring it remains fog-free.

Stock Code	Description	Size L x W (mm)	Heat Output (W)	RRP \$ Excl.	RRP \$ Incl.
TM2828	Square	280 x 280	16	\$99.09	\$109.00
TM2841	Rectangular	280 x 410	24	\$108.18	\$119.00
TM3545	Rectangular	350 x 450	38	\$122.73	\$135.00
TM4040	Square	400 x 400	30	\$126.36	\$139.00
TM5050	Square	500 x 500	55	\$135.45	\$149.00
TM4170	Rectangular	410 x 700	60	\$171.82	\$189.00
TM5868	Rectangular	580 x 680	80	\$190.00	\$209.00
TM5885	Rectangular	580 x 850	100	\$208.18	\$229.00
TM6010	Rectangular	600 x 1000	145	\$235.45	\$259.00



Prevent the fogginess on your shower niche mirrors!
Get the complete package!



Thermomirror 12V Demister Pads

Designed as a low voltage demister pad, these demisters can go in your shower niche, warming the back of the mirror, therefore preventing it from fogging up.

Stock Code	Description	RRP \$ Excl.	RRP \$ Incl.
5312	300 x 300mm 12Volt Demister Pad and Transformer (14Watt Output)	\$117.27	\$129.00
5312P	Shower Niche Package - Mirror, 12Volt Demister Pad, Transformer, Insulation Board & Adhesive	\$362.73	\$399.00

5 Year warranty on 12V demister | 12 Month warranty on mirror and transformer





Ablaze Mirrors FAQs

We have put together a range of answers to the most frequently asked questions about our Ablaze Mirror range.

If you have a question that isn't answered here please give us a call.

What is best for cleaning mirrors?

For best results clean mirrors with methylated spirits and water at a rate of 30% methylated spirits and 70% water. Do not use Windex or similar chemical cleaning products. Avoid getting water on the sides or back of the mirror as damage to the silver backing can occur. In coastal areas it is recommended to wipe around the edge of the mirror once a month to avoid salt build up that can cause silver creep.

Can I use a back-lit mirror as the only light in my room?

This depends on the size of the mirror and the size of the bathroom. In most situations, normal overhead lighting should be available in addition to the back-lit mirror.

How is the mirror controlled / operated?

The Ablaze magnifying mirrors have a switch on the unit. The premium range of back-lit mirrors do not include a switch on the unit, they are designed to be hard wired into a simple on/off switch. They can also be wired to a motion sensor to be energy efficient and act as a night light.

What is the difference between Cool and Warm light?

Warm lights emit more of a yellowish colour that produces a warm and welcoming atmosphere designed to mimic natural sunlight. Cool lights emit a brighter, white artificial light for a cleaner feel and makes the mirror more functional.

What does it cost to run my Back-lit mirror?

The LEDs on the back-lit range consume minimal energy and running costs are almost negligible. For example, an average sized mirror (ie.S900C) will cost only one cent per hour to run. (Based on \$0.30 kw/h energy tariff).

What is a copper-free mirror?

A copper-free mirror is made through a chemical sedimentation process as opposed to a traditional silver and copper blend which is highly prone to brown/black edge corrosion. A copper-free mirror has 3 times more resistance to corrosion than traditional mirrors and are a higher quality product. All Thermogroup's Ablaze Backlit, Framed and Frameless mirror ranges are copper-free.

How do I select the correct Thermomirror size?

When selecting a demister, you need to ensure that it is smaller than the size of your mirror. In a glue-to-wall application it is important there is a minimum of 100mm all around the demister to allow for adhesion between the mirror and the wall. For mirrors with hangers, the demister needs to be small enough to ensure that it is out of the way of the screws or mounting brackets. Remember the demister only needs to be where you mainly look and the heat will spread slightly.

How do I operate my demister?

The demister can be connected to the lighting circuit in your bathroom so it operates when your lights are on. Alternatively, it can be connected to its own on/off switch.



Ablaze Warranty Information

10 Year Warranty

The Thermomirror demister pads are covered by a 10 Year replacement warranty.

Ablaze Mirror Range	Page number
Thermomirror Demister Pads	Page 159

5 Year Warranty

The 5312 and 5312P demister pads are covered by a 5 Year replacement warranty.

Ablaze Mirror Range	Page number
Thermomirror 12Volt Demister Pad in 5312 & 5312P	Page 160

3 Year Warranty

The Premium Back-Lit mirrors are covered by a 3 Year replacement warranty. This covers the mirror and electrical components. This applies to the following products.

Ablaze Mirror Range	Page number
Premium Back-Lit Mirrors	Pages 140-143

2 Year Warranty

The Frameless mirrors are covered by a 2 Year replacement warranty. This applies to the following products.

Ablaze Mirror Range	Page number
Frameless Mirrors	Pages 154-157

1 Year Warranty

The Magnifying and Black Frame mirrors are covered by a 1 Year replacement warranty. This covers the mirror and electrical components. This applies to the following products.

Ablaze Mirror Range	Page number
Magnifying Mirrors	Pages 146-149
Black Frame Mirrors	Page 150
Mirror & Transformer in 5312P	Page 160

Additional Information

Thermogroup covers all its products with a satisfaction guarantee. In addition, Thermogroup will supply a replacement product where a fault is shown to be caused by manufacture, materials or workmanship providing the goods have been installed correctly and according to installation instructions. This guarantee does not include removal, freight or installation costs.

If the product develops a fault within the warranty period due to normal wear and tear, Thermogroup at its discretion will recognise whether it's a faulty product or not. If it is impossible or not economical for the manufacturer to repair the product, the manufacturer will replace the faulty product with a new unit of the same model or if there is no stock available of the same model as the product, the manufacturer will replace the product with a new unit of a similar size. No responsibility can be taken for altered dimensions and lining up of existing holes.

The repair/replacement service offered within the warranty period only covers the faults and problems as developed from the manufacturer's errors. If the product fails whilst under warranty, the warranty only covers the replacement of the goods. Any damage caused by improper use or carelessness is not covered.

Our goods come with guarantees that cannot be excluded under the Australian Consumer Law. You are entitled to a replacement or refund for a major failure and compensation for any other reasonably foreseeable loss or damage. You are also entitled to have the goods repaired or replaced if the goods fail to be of acceptable quality and the failure does not amount to a major failure.

Thermogroup

PO Box 822
LEETON
NSW 2705

Phone | 1300 368 631
Technical Line | 1300 989 464
Fax | 1300 655 532
Email | sales@thermogroup.com.au
Web | www.thermogroup.com.au

Thermogroup



That little bit extra...



TGPG2022